

LEADING IN  
PRODUCTION  
EFFICIENCY

www.durr.com



# Dürr Training

Training program USA





**The key  
to success  
is well  
trained  
personnel**

# Table of contents

01 Application technology .....	8
Paint and/or sealer .....	8
Robot operator course.....	8
Robot electrical maintenance .....	9
Robot electrical maintenance w/ operator .....	10
Robot path programming RP/RS .....	11
3D-OnSite advanced programming.....	12
3D-OnSite programming with tracking.....	13
Robot path programming advanced.....	14
Robot path programming RP/RS – teach pendant .....	15
Body setup advanced programming .....	16
Time and fixed position programming .....	17
Robot paint and sealer fluid control.....	18
Robot paint/sealer mechanical maintenance.....	19
PLC processor training.....	20
Dürr robot troubleshooting training .....	21
Dürr robot troubleshooting training .....	22
Robot electrical mechanical troubleshooting.....	23
Robot basic electrical mechanical fluid .....	24
Robot advanced electrical mechanical fluid.....	25
Robot electrical and robot troubleshooting .....	26
Virtual wall training .....	27
Gen3 robot encoder box .....	28
Paint only.....	29
Introduction to paint/Dürr robot .....	29
Introduction to Gen3 Dürr robot.....	30
Robot paint fluid control.....	31
Robot paint fluid control (bell and gun) .....	32
Paint jet fluid control.....	33
<b>EcoBell3</b> atomizers cleaning and operation training .....	34
<b>EcoBell3</b> atomizers cleaning and operation training .....	35
<b>EcoBell2</b> atomizers cleaning and operation training .....	36
<b>EcoBell2</b> atomizers cleaning and operation training .....	37
<b>EcoGun2</b> rebuild training.....	38
<b>EcoBell2</b> and <b>EcoBell3</b> maintenance training .....	39
<b>EcoBell</b> test stand training.....	40
Robot paint mechanical maintenance .....	41
Robot paint mechanical maintenance w/ operator .....	42
Paint process training .....	43
Robot air purge controller training .....	44
<b>EcoBell2</b> and <b>EcoDose</b> piston dosing maintenance .....	45
Vision training (ISRA) maintenance .....	46
Vision training (ZEISS) maintenance.....	47
Quality inspection .....	48
Sealer only.....	49
Introduction to sealing/Dürr robot.....	49
Robot sealer fluid control.....	50
<b>EcoGun 3D</b> rebuild training .....	51
<b>EcoShot Meter</b> rebuild training .....	52
Robot sealer mechanical maintenance .....	53
Vision training (VMT) maintenance .....	54
Vision training (VMT) hemflange .....	55
Sealer process training .....	56

# Table of contents

Paint mix room .....	57
EcoSupply P training .....	57
EcoSupply P training .....	58
EcoSupply P training (w/ PMR) .....	59
Paint mix room training.....	60
Paint mix room w/ ESP training.....	61
General/miscellaneous .....	62
EcoDocu training .....	62
Generic course.....	63
Industrial products .....	64
General INP product training.....	64
EcoAUC pneumatic, electrical and operator course .....	65
Feather duster/blow-off.....	66
Machine operator course .....	66
Machine electrical maintenance course.....	67
Machine electrical maintenance with operator course.....	68
Machine mechanical maintenance course .....	69
Blow-off electrical mechanical operator course.....	70
Feather duster operator electrical mechanical course .....	71

## 02 Paint and final assembly systems ..... 74

Pretreatment and electrocoating .....	74
PTEC operations/HMI course.....	74
PTEC electrical maintenance.....	75
PTEC mechanical maintenance.....	76

## 03 Digital products ..... 79

<b>DXQanalyze</b> .....	79
DXQequipment.analytics   DXQ visual analytics course .....	79
DXQequipment.analytics   DXQ streaming analytics course .....	80
DXQequipment.analytics   DXQ HMI, VA and SA course .....	81
DXQequipment.analytics   DXQ 3D, VA and SA course .....	82
<b>DXQoperate</b> .....	83
DXQequipment.operation   DXQ equipment maintenance training .....	83
DXQequipment.operation   DXQ equipment maintenance training .....	84
DXQequipment.operation   DXQ 3D-OnSite (V4) training .....	85
DXQequipment.operation   DXQ equipment operation training .....	86
DXQequipment.operation   DXQ EcoPaintJet Pro 3D-OnSite path generator/patterns .....	87



**01**

# **Application technology**

# Paint and/or sealer

## Robot operator course

# ROA-2

BASIC

2 DAYS

4-6 PERSONS

DÜRR TRAINING CENTER OR  
CUSTOMER PLANT

### TARGET GROUP

Operators, maintenance personnel, robot programmers, automation engineers, and other personnel responsible for the operation of the Dürr system.

### COURSE OBJECTIVE

This course is for personnel responsible for operating the Dürr robot zones. The intended audience is those responsible for console operation, equipment start-up and shutdown, zone status monitoring, process data entry, and troubleshooting.

### ADMISSION REQUIREMENTS

—

### COURSE STRUCTURE

Topics include: graphical user interface, theory of rotational atomization (and/or sealer application), start-up, shutdown, and fault recovery procedures. The course includes a combination of classroom discussions and hands-on activities. Note: exercises that can interfere with production are not performed on production equipment.

### COURSE CONTENT

- Introduction
  - Course goal/outline
  - Equipment overview
- Safety
  - General safety procedures
- System overview
  - Component ID and location
  - Atomizers/applicators/3D gun
  - Fluid regulator/mastic regulator
  - Color changers/helper gun
  - Pumps/dual shot meter
  - Heat exchanger
- Graphic user interface
  - Function and operation
  - Review of screens
  - Brief on data entry
- Control console
  - Operation
  - System start-up and shutdown
- Manual operation
  - Material flow
  - Operating time programs
  - Depressurize system
  - Remove and attach atomizer
  - Jog robots/fixed positions
- Troubleshooting
  - Fault review



Register now:

Telephone +1 248 450-2042

E-Mail [training@durrusa.com](mailto:training@durrusa.com)



# Paint and/or sealer

## Robot electrical maintenance



REMA-4



ADVANCED



4 DAYS



4-6 PERSONS



DÜRR TRAINING CENTER

### TARGET GROUP

Maintenance personnel, robot programmers, automation engineers, and other personnel responsible for the operation of the Dürr system.

### COURSE OBJECTIVE

This course is for personnel responsible for electrical maintenance of the RP and/or RS robots and the RPC robot controller.

### ADMISSION REQUIREMENTS

Prerequisites for this class are: Dürr system overview, Dürr operations training, and Windows OS understanding. High voltage operations are included in this course (RP robots).

### COURSE STRUCTURE

The course will introduce participants to basic robot operation, safety precautions, and using the hand-held teach pendant. The robot and robot controller electrical components are identified with discussions about configuration and diagnostic procedures. Controller software maintenance, interpretation of error codes, and robot mastering are also covered. Note: exercises that can interfere with production are not performed on production equipment.

### COURSE CONTENT

- Introduction
  - Course goal/outline
  - Equipment overview
- Safety
  - Robot safety/general safety procedures
- Overview
- Networks
- Robot jogging and teach pendant operation
- RPC robot
  - RPC controller
  - Servo drives
- Robot electrical troubleshooting
- Robot electrical repair
  - Robot arm cabling
  - Servo motors (axes 1-2-3) replacement
  - Servo motors (axes 4-5-6) replacement
- Mastering procedure
- Equipment control valve layout and components
  - Overview
  - Robot arm
  - Pneumatic panel
  - High voltage, HV discharger (RP only)
- Software maintenance
  - System start-up and shutdown
  - Modifying special positions
  - Making controller backups
  - Making drive backups



**Register now:**

Telephone +1 248 450-2042

E-Mail [training@durrusa.com](mailto:training@durrusa.com)

# Paint and/or sealer

## Robot electrical maintenance w/ operator



REMA-5



ADVANCED



5 DAYS



4-6 PERSONS



DÜRR TRAINING CENTER

### TARGET GROUP

Maintenance personnel, robot programmers, automation engineers, and other personnel responsible for the operation of the Dürr system.

### COURSE OBJECTIVE

This course is for personnel responsible for electrical maintenance of the RP and/or RS robots and the RPC robot controller.

### ADMISSION REQUIREMENTS

Prerequisites for this class are: Dürr system overview, Dürr operations training, and Windows OS understanding. High voltage operations are included in this course (RP robots).

### COURSE STRUCTURE

The course will introduce participants to basic robot operation, safety precautions, and using the hand-held teach pendant. The robot and robot controller electrical components are identified with discussions about configuration and diagnostic procedures. Controller software maintenance, interpretation of error codes, robot mastering, console operation, equipment start-up and shutdown and zone status monitoring are also covered. Note: exercises that can interfere with production are not performed on production equipment.

### COURSE CONTENT

- Introduction
  - Course goal/outline
  - Equipment overview
- Safety
  - Robot safety/general safety procedures
- Overview
- Networks
- Control console
- Robot jogging and teach pendant operation
- RPC robot
  - RPC controller
  - Servo drives
- Robot electrical troubleshooting
- Robot electrical repair
  - Robot arm cabling
  - Servo motors (axes 1-2-3) replacement
  - Servo motors (axes 4-5-6) replacement
- Mastering procedure
- Equipment control valve layout and components
  - Overview
  - Robot arm
  - Pneumatic panel
  - High voltage, HV discharger (RP only)
- Software maintenance
  - System start-up and shutdown
  - Modifying special positions
  - Making controller backups
  - Making drive backups



Register now:

Telephone +1 248 450-2042

E-Mail [training@durrusa.com](mailto:training@durrusa.com)

# Paint and/or sealer

## Robot path programming RP/RS

# RPP-3

ADVANCED

3 DAYS

4-6 PERSONS

DÜRR TRAINING CENTER OR  
CUSTOMER PLANT

### TARGET GROUP

Operators, maintenance personnel, robot programmers, automation engineers, and other personnel responsible for the operation of the Dürr system.

### COURSE OBJECTIVE

This course is for personnel responsible for robot process and path maintenance of the RP (RP6, RP7, RPE, RPF, RPL) and RS series robot and application equipment.

### ADMISSION REQUIREMENTS

Prerequisites for this class are: Dürr system overview, Dürr operations training, and Windows OS understanding. The course is dealing with basic programming concepts and teach pendant program entry and modification.

### COURSE STRUCTURE

The course will introduce participants to robot components, teach pendant operation, safety precautions, jogging, mastering and program entry. Detailed discussions are provided concerning coordinate systems, path entry and smoothing and object tracking within the coordinate systems. Theoretical concepts are reinforced with actual application practice.

### COURSE CONTENT

- Introduction
  - Course goal/outline
- Safety
  - General safety procedures
- Overview
  - Robot physical axes overview
  - Teach pendant overview
- Teach pendant operation
  - Jog frames
  - Coordinate systems
  - Robot motion and singularity
  - Mastering procedures
  - Basic program entry
  - Troubleshooting
- Lab exercises
- Programming concepts and creation
  - Program naming conventions
  - Create/edit projects/programs with the teach pendant
  - Required program commands
  - Using program templates
  - Using the MACRO menu
  - PTP point creation
- Advanced concepts/path creation and smoothing
- Tool and object creation
- Paint path smoothing
  - VEL (velocity) and ACC (acceleration) commands
  - OVERLAP command
  - Effects of velocity on the OVERLAP command
  - Other commands



Register now:

Telephone +1 248 450-2042

E-Mail [training@durrusa.com](mailto:training@durrusa.com)

# Paint and/or sealer

## 3D-OnSite advanced programming

# 3D0A-2

ADVANCED

2 DAYS

4-6 PERSONS

DÜRR TRAINING CENTER OR  
CUSTOMER PLANT

### TARGET GROUP

Operators, maintenance personnel, robot programmers, automation engineers, and other personnel responsible for the operation of the Dürr system.

### COURSE OBJECTIVE

This course is intended for personnel responsible for **EcoPaint** robot path programming.

### ADMISSION REQUIREMENTS

Prerequisites for this class are: Dürr system overview, Dürr operations training, and Windows OS understanding.

### COURSE STRUCTURE

**EcoScreen** 3D-OnSite is the visualization and programming software developed by Dürr Systems, Inc. for generating and editing robot programs in 3D graphics and entering process data parameters. Participants are introduced to basic CAD robot path programming and coordinate systems. The setup of 3D-OnSite for the customer's application and modifications to existing paths will be covered. Participants will also gain experience in CAD robot path programming and coordinate systems and use 3D-OnSite for the automatic generation of robot paths with different overlaps and other path patterns. Both the programming syntax and the instruction set of the **EcoTalk** programming language will be covered.

### COURSE CONTENT

- Introduction
  - Course goal/outline
- Safety
  - Robot safety
  - General safety procedures
- 3D-OnSite menu structure
- Loading robot graphics
  - Display of robot kinematics and characteristics on the graphics
  - Robot coordinate systems and their display in the graphics
  - Load car body
- 3D graphics editor
- Modify existing brush tables
- Modify paths
- Creating paths
- Adding points
- Modifying global variables
- Extras (if allotted time permits)



#### Register now:

Telephone +1 248 450-2042

E-Mail [training@durrusa.com](mailto:training@durrusa.com)

# Paint and/or sealer

## 3D-OnSite programming with tracking

# 3D0A-3

ADVANCED

3 DAYS

4-6 PERSONS

DÜRR TRAINING CENTER OR  
CUSTOMER PLANT

### TARGET GROUP

Operators, maintenance personnel, robot programmers, automation engineers, and other personnel responsible for the operation of the Dürr system.

### COURSE OBJECTIVE

This course is intended for personnel responsible for **EcoPaint** robot path programming.

### ADMISSION REQUIREMENTS

Prerequisites for this class are: Dürr system overview, Dürr operations training, and Windows OS understanding.

### COURSE STRUCTURE

**EcoScreen** 3D-OnSite is the visualization and programming software developed by Dürr Systems, Inc. for generating and editing robot programs in 3D graphics and entering process data parameters. Participants are introduced to basic CAD robot path programming and coordinate systems. The setup of 3D-OnSite for the customer's application and modifications to existing paths will be covered. Participants will also gain experience in CAD robot path programming and coordinate systems and use 3D-OnSite for the automatic generation of robot paths with different overlaps and other path patterns. Both the programming syntax and the instruction set of the **EcoTalk** programming language will be covered.

### COURSE CONTENT

- Introduction
  - Course goal/outline
- Safety
  - Robot safety
  - General safety procedures
- 3D-OnSite menu structure
- Loading robot graphics
  - Display of robot kinematics and characteristics on the graphics
  - Robot coordinate systems and their display in the graphics
  - Load car body
- 3D graphics editor
- Modify existing brush tables
- Modify paths
- Creating paths
- Adding points
- Object tracking/line tracking
- Modifying global variables
- Extras (if allotted time permits)



Register now:

Telephone +1 248 450-2042

E-Mail [training@durrusa.com](mailto:training@durrusa.com)

# Paint and/or sealer

## Robot path programming advanced



RPP-5



ADVANCED



5 DAYS



4-6 PERSONS



DÜRR TRAINING CENTER OR  
CUSTOMER PLANT

### TARGET GROUP

Operators, maintenance personnel, robot programmers, automation engineers, and other personnel responsible for the operation of the Dürr system.

### COURSE OBJECTIVE

This course is for personnel responsible for robot process and path maintenance of the RP (RP6, RP7, RPE, RPF, RPL) series painting robot, RS series sealing robot and application equipment. This course is a combination of the RPP-3 and 3DOA-2 courses.

### ADMISSION REQUIREMENTS

Prerequisites for this class are: Dürr system overview, Dürr operations training, and Windows OS understanding.

### COURSE STRUCTURE

The course will introduce participants to robot components, teach pendant operation, safety precautions, jogging, mastering and program entry. Detailed discussions are provided concerning coordinate systems, path entry and smoothing and object tracking within the coordinate systems. Theoretical concepts are reinforced with actual application practice. The course is divided into two sections, the first dealing with basic programming concepts and teach pendant program entry and modification, the second dealing with the application of these concepts to the off-line programming software, 3D-OnSite.

### COURSE CONTENT

- Introduction
  - Course goal/outline
  - RP series orientation
- Overview
  - General safety procedures
  - Robot physical axes overview
- Teach pendant operation
- Lab exercises
- Programming concepts and creation
- Advanced concepts/path creation and smoothing
- Tool and object creation
- Paint path smoothing
- Fundamentals of 3D-OnSite
  - 3D-OnSite menu structure
  - Loading robot graphics
  - 3D graphics editor
  - Modify existing brush tables
  - Modify paths
- Advanced 3D-OnSite functionality
  - Creating paths
  - Adding points
  - Modifying variables
  - Simulation of programmed paths



Register now:

Telephone +1 248 450-2042

E-Mail [training@durrusa.com](mailto:training@durrusa.com)

# Paint and/or sealer

## Robot path programming RP/RS – teach pendant

# RPP-1

BASIC

1 DAY

4-6 PERSONS

DÜRR TRAINING CENTER OR  
CUSTOMER PLANT

### TARGET GROUP

Operators, maintenance personnel, robot programmers, automation engineers, and other personnel responsible for the operation of the Dürr system.

### COURSE OBJECTIVE

This course is for personnel responsible for robot process and path maintenance of the RP (RP6, RP7, RPE, RPF, RPL) and RS series painting robot and application equipment.

### ADMISSION REQUIREMENTS

—

### COURSE STRUCTURE

The course will introduce participants to robot components, teach pendant operation, safety precautions, jogging, mastering and program entry. This course is intended as a refresher course to teach pendant operations or a course for basic teach pendant operations for someone that may use the teach pendant less frequently.

### COURSE CONTENT

- Introduction
  - Course goal/outline
  - RP/RS series orientation
- Overview
  - General safety procedures
  - Robot physical axes overview
  - Teach pendant overview
- Teach pendant operation
  - Jog frames
  - Coordinate systems
  - Robot motion and singularity
  - Mastering procedures
  - Basic program entry
  - Troubleshooting



Register now:

Telephone +1 248 450-2042

E-Mail [training@durrusa.com](mailto:training@durrusa.com)

# Paint and/or sealer

## Body setup advanced programming

# BSA-3

EXPERT

3 DAYS

4-6 PERSONS

DÜRR TRAINING CENTER OR  
CUSTOMER PLANT

### TARGET GROUP

Operators, maintenance personnel, robot programmers, automation engineers, and other personnel responsible for the operation of the Dürr system.

### COURSE OBJECTIVE

This course is intended for personnel responsible for robot path programming. Setup of a new body requires the use of EcoScreen 3D-OnSite.

### ADMISSION REQUIREMENTS

Prerequisites for this class are: Dürr system overview, Dürr operations training, and Windows OS understanding. Also required for this course are: robot station, car body, exact car body CAD data, robot measuring tool tip, control of the booth conveyor for the entire course duration and the ability to return the car body to the start position as needed.

### COURSE STRUCTURE

EcoScreen 3D-OnSite is the visualization and programming software developed by Dürr Systems, Inc. for generating and editing robot programs in 3D graphics. Participants will gain experience in the steps required to bring a body into the booth for the first time.

### COURSE CONTENT

- Introduction
  - Course goal/outline
- Safety
  - Robot safety
  - General safety procedures
- 3D-OnSite menu review
  - Overview of functions
  - Connecting a station and adding robot flash cards
  - Loading robot graphics
  - Loading car body
  - Robot coordinate systems and their display in the graphics
  - Explanation of editing functions of the 3D graphics editor
  - Creating projects and programs
- Positioning of car body
  - Using the measuring tool tip
  - Features of the car body
  - Programming a local data set
  - Marking the car body
- Teach pendant review
  - Jog frames
  - Coordinate systems
  - Programming a world data set
- Calibration
  - Calculation of new project data
  - Selecting points
  - Transformation process
  - Global variables
  - Verifying the results
- Additional Info
  - Style setup info for 3D-OnSite
  - Tool transformation

Please note: course does not include complete new model path teaching.



#### Register now:

Telephone +1 248 450-2042

E-Mail [training@durrusa.com](mailto:training@durrusa.com)





# Paint and/or sealer

## Time and fixed position programming

# 3DOTPPFP-2

ADVANCED

2 DAYS

4-6 PERSONS

DÜRR TRAINING CENTER OR  
CUSTOMER PLANT

### TARGET GROUP

Operators, maintenance personnel, robot programmers, automation engineers, and other personnel responsible for the operation of the Dürr system.

### COURSE OBJECTIVE

This course is intended for personnel responsible for robot path programming. Understanding and setup of time programs and robot fixed positions requires the use of EcoScreen 3D-OnSite.

### ADMISSION REQUIREMENTS

Prerequisites for this class are: Dürr system overview, Dürr operations training, and Windows OS understanding. Also required for this course are: robot station for the testing of the robot fixed positions as needed.

### COURSE STRUCTURE

EcoScreen 3D-OnSite is the visualization and programming software developed by Dürr Systems, Inc. for generating and editing robot programs in 3D graphics. Participants will gain experience in the steps required to make new time programs and new fixed positions.

### COURSE CONTENT

- Introduction
  - Course goal/outline
- Safety
  - Robot safety
  - General safety procedures
- 3D-OnSite menu review
  - Overview of functions
- Time program editor
  - Selecting time programs
  - Configuring time programs
  - Defining the programs for use
  - Creating and modify time programs
- Fixed positions
  - Jog frames
  - Coordinate systems
  - Modify fixed positions
  - Defining new fixed positions
- Time programs with fixed positions
  - Identifying fixed position controls inside of time programs
  - Adding fixed position controls to time programs
  - Testing with robot station (if available)



#### Register now:

Telephone +1 248 450-2042

E-Mail [training@durrusa.com](mailto:training@durrusa.com)

# Paint and/or sealer

## Robot paint and sealer fluid control

# RPSFC-5

ADVANCED

5 DAYS

4-6 PERSONS

DÜRR TRAINING CENTER OR  
CUSTOMER PLANT

### TARGET GROUP

Maintenance personnel, robot programmers, automation engineers, and other personnel responsible for the operation of the Dürr system.

### COURSE OBJECTIVE

This course is for personnel responsible for fluid maintenance of the **EcoRP** and/or **RS** robot. This course is a combination of **RPFC-3** and **RSFC-2**.

### ADMISSION REQUIREMENTS

There are no prerequisites for this class; however, prior knowledge of robotic technology is helpful.

### COURSE STRUCTURE

The course will introduce participants to basic robot operation, safety precautions, and using the hand-held teach pendant. The robot and robot fluid controlled components are identified with discussions and diagnostic procedures. Note: exercises that can interfere with production are not performed on production equipment.

### COURSE CONTENT

- Introduction
  - Course goal/outline
  - Equipment overview
- Safety
  - Robot safety/general safety procedures
- Overview
  - Robot overview
  - System overview
  - Panel layouts/**EcoDocu**
  - Dürr numbering
- **EcoBell3** operation
  - Bell overview
  - Operation of **EcoBell3**
  - Special torques
  - Paint line hose connections
  - Special tools
- **RP** fluid components
  - **EcoBell3** atomizer rebuild
  - Paint regulator
  - **EcoPump 9**
  - **Mcc3** color changer
  - **MVS** panel
  - Pneumatics and fiber optics
- **RS** fluid components
  - 3D gun
  - 1D gun
  - Shot meter
  - Mastic regulator
  - Temperature controller
  - Assembly and disassembly of all fluid components discussed



Register now:

Telephone +1 248 450-2042

E-Mail [training@durrusa.com](mailto:training@durrusa.com)

# Paint and/or sealer

## Robot paint/sealer mechanical maintenance



RPSMMA-5



ADVANCED



5 DAYS



4-6 PERSONS



DÜRR TRAINING CENTER

### TARGET GROUP

Maintenance personnel, robot programmers, automation engineers, and other personnel responsible for the operation of the Dürr system.

### COURSE OBJECTIVE

The course is an overview of the **EcoPaint** robot painting system and demonstrates how to perform mechanical maintenance of the **EcoRP** and **EcoRS** robots and the **EcoRail** robot rail. This course is a combination of RPMMA-4 and RSMMA-3.

### ADMISSION REQUIREMENTS

—

### COURSE STRUCTURE

The course will introduce participants to basic robot operation, safety precautions, and using the hand-held teach pendant. The robot mechanical components are identified with discussions about troubleshooting, component removal, and replacement procedures. Class participants may dismantle the robot, reassemble it, and master the robot axes. Note: exercises that can interfere with production are not performed on production equipment.

### COURSE CONTENT

- Introduction
  - Course goal/outline
  - Equipment overview
- Safety
  - Robot safety
  - General safety procedures
- Overview painter
  - **EcoPaint** robot overview
- Equipment testing and motion controls
- Robot jogging and pendant screens
- Robot mechanical repair
  - Robot arm cabling
  - Maintenance and greasing
  - Review of disassembly/assembly of all axes
  - Axis (major axis 2-3) replacement
  - Axis (hand axis 4-5-6) replacement
- Mastering procedure
- Overview sealer
  - **EcoRS** robot overview
- Robot jogging and teach pendant operation
- Robot mechanical repair
  - Robot arm cabling
  - Maintenance and greasing
  - Review of disassembly/assembly of all axes
  - Axis (major axis 1-2-3) replacement
  - Axis (hand axis 4-5-6) replacement
- Mastering procedure



Register now:

Telephone +1 248 450-2042

E-Mail [training@durrusa.com](mailto:training@durrusa.com)

# Paint and/or sealer

## PLC processor training

# PLCSP-4

EXPERT

4 DAYS

4-6 PERSONS

DÜRR TRAINING CENTER OR  
CUSTOMER PLANT

### TARGET GROUP

Maintenance personnel, robot programmers, automation engineers, and other personnel responsible for the operation of the Dürr system.

### COURSE OBJECTIVE

This course instructs the participant in the setup, structure and programming of the programmable logic controller (PLC) used in the Dürr robot system.

### ADMISSION REQUIREMENTS

Prerequisites for this class are: manufacturer PLC programming experience, Dürr system overview, Dürr operations training, and Windows OS understanding.

### COURSE STRUCTURE

Topics include: use of the programming software, data types, and program troubleshooting techniques. Note: this course is not substitute for programming courses provided by the PLC manufacturer.

### COURSE CONTENT

- Introduction
  - Course goal/outline
  - Equipment overview
- Safety
  - General safety procedures
- Equipment overview
- Networks (I/O, communication)
- PLC structure
- Details of data tables and assignments
- Details of ladder files and function blocks
  - RPC
  - Conveyor/job data
  - Reports
  - Safety program
  - Conveyor interface
  - **EcoScreen**
  - Handler operations
  - Collision releases
- Troubleshooting with PLC
  - Alarm logic (main and RPC)
  - Ring buffer
  - Vision interface (optional: sealer systems)
  - Line master (optional)
  - Alarm database (RPC) and alarm fault file (PLC)
  - Conveyor controls
  - PLC (job data, conveyor control, estops)
- Misc.
  - Editing alarm messages for PLC
  - Editing alarm messages for RPC
- Software maintenance
  - Modifying special positions
  - Making backups



**Register now:**

Telephone +1 248 450-2042

E-Mail [training@durrusa.com](mailto:training@durrusa.com)

# Paint and/or sealer

## Dürr robot troubleshooting training



RT-2



EXPERT



2 DAYS



4-6 PERSONS



DÜRR TRAINING CENTER OR  
CUSTOMER PLANT

### TARGET GROUP

Maintenance personnel, robot programmers, automation engineers, and other personnel responsible for the operation of the Dürr system.

### COURSE OBJECTIVE

This course is for personnel responsible for maintenance of the RPC robot controller.

### ADMISSION REQUIREMENTS

Personnel attending this course should have general knowledge of robot operations and industrial control systems. Prerequisites for this class are: Dürr system overview, Dürr operations training, and Windows OS understanding.

### COURSE STRUCTURE

This course will introduce participants to day-to-day operation, diagnostics, and maintenance of the robot controller. The course includes a combination of classroom discussions and hands-on activities. Note: exercises that can interfere with production are not performed on production equipment.

### COURSE CONTENT

- Introduction
  - Course goal/outline
  - Equipment overview
- Safety
  - Robot safety/general safety procedures
- Motion components
  - Hardware
  - Software
  - Communications
- Motion controls
  - Theory, concepts and principles
  - Interaction between components
  - Motion controller setup, initialization and programming
- Servo drives
- Robot interrogation
- Troubleshooting
  - Creating faults and analyzing the status files for responses (disabling hardware and causing faults is not performed on production equipment)
- RPC backups and recovery
  - Backup concepts and files
  - RPC replacement
  - RPC recovery



Register now:

Telephone +1 248 450-2042

E-Mail [training@durrusa.com](mailto:training@durrusa.com)

# Paint and/or sealer

## Dürr robot troubleshooting training

# RT-4

EXPERT

4 DAYS

4-6 PERSONS

DÜRR TRAINING CENTER OR  
CUSTOMER PLANT

### TARGET GROUP

Maintenance personnel, robot programmers, automation engineers, and other personnel responsible for the operation of the Dürr system.

### COURSE OBJECTIVE

This course is for personnel responsible for maintenance of the RPC2 robot controller.

### ADMISSION REQUIREMENTS

Personnel attending this course should have general knowledge of robot operations and industrial control systems. Prerequisites for this class are: Dürr system overview, Dürr operations training, and Windows OS understanding.

### COURSE STRUCTURE

This course will introduce participants to day-to-day operation, diagnostics, and maintenance of the robot controller. The course includes a combination of classroom discussions and hands-on activities. Note: exercises that can interfere with production are not performed on production equipment.

### COURSE CONTENT

- Introduction
  - Course goal/outline
  - Equipment overview
- Safety
  - Robot safety/general safety procedures
- Motion components
  - Hardware
  - Software
  - Communications
- Motion controls
  - Theory, concepts and principles
  - Interaction between components
  - Motion controller setup, initialization and programming
- Communications
  - Hardware (KebaDrive EtherCat)
  - Software
  - Communications (SERCOS 3)
  - Encoder box
- Robot interrogation
  - Remote connection to RPC
  - Understanding the robot protocols
- Troubleshooting
  - Creating faults and analyzing the status files for responses (disabling hardware and causing faults is not performed on production equipment)
- RPC backups and recovery
  - Backup concepts and files
  - RPC replacement
  - RPC recovery



Register now:

Telephone +1 248 450-2042

E-Mail [training@ddurrrusa.com](mailto:training@ddurrrusa.com)

# Paint and/or sealer

## Robot electrical mechanical troubleshooting



REM-3



INTERMEDIATE



3 DAYS



4-6 PERSONS



DÜRR TRAINING CENTER OR  
CUSTOMER PLANT

### TARGET GROUP

Maintenance personnel, robot programmers, automation engineers, and other personnel responsible for the operation of the Dürr system.

### COURSE OBJECTIVE

This course is for personnel responsible for electrical and mechanical maintenance of the RP robots and the RPC robot controller.

### ADMISSION REQUIREMENTS

Prerequisites for this class are: Dürr system overview, Dürr operations training, and Windows OS understanding.

### COURSE STRUCTURE

This course will introduce participants to basic robot safety precautions using the hand-held teach pendant and electrical/mechanical troubleshooting. The robot and robot controller electrical components are identified with discussions about configuration and diagnostic procedures. Controller software maintenance, interpretation of error codes, and robot mastering are also covered. Note: exercises that can interfere with production are not performed on production equipment.

### COURSE CONTENT

- Introduction
  - Course goal/outline
  - Equipment overview
- Safety
  - Robot safety/general safety procedures
- Review of:
  - Robot overview
  - System overview
  - Panel layouts/**EcoDocu**, also power distribution, PSMP
  - Dürr numbering
  - Networks
  - Graphics Ethernet
  - Safety PLC Ethernet IP
  - Sercos3 with CTEI
  - Robot jogging and teach pendant operation
  - Coordinate systems
  - RPC robot
  - Mastering procedure
  - Software maintenance
- Additional topics (if allotted time permits)



Register now:

Telephone +1 248 450-2042

E-Mail [training@durrrusa.com](mailto:training@durrrusa.com)

# Paint and/or sealer

## Robot basic electrical mechanical fluid



RBEMF-4



BASIC



4 DAYS



4-6 PERSONS



DÜRR TRAINING CENTER OR  
CUSTOMER PLANT

### TARGET GROUP

Maintenance personnel, robot programmers, automation engineers, and other personnel responsible for the operation of the Dürr system.

### COURSE OBJECTIVE

This course is for personnel responsible for basic electrical, mechanical and fluid maintenance of the RP robots and the RPC robot controller.

### ADMISSION REQUIREMENTS

Prerequisites for this class are: Dürr system overview, Dürr operations training, and Windows OS understanding.

### COURSE STRUCTURE

This course will introduce participants to basic robot safety precautions, and electrical/mechanical troubleshooting. The robot electrical, mechanical and fluid components are identified with discussions about configuration and diagnostic procedures. Using the hand-held teach pendant, interpretation of error codes, and robot mastering are also covered. Note: exercises that can interfere with production are not performed on production equipment.

### COURSE CONTENT

- Introduction
  - Course goal/outline
  - Equipment overview
- Safety
  - Robot safety/general safety procedures
- Review of:
  - **EcoDocu** documentation
  - System overview
  - Robot overview
  - Panel layouts, power distribution, PSMP
  - Dürr numbering
  - Networks
  - Console operations
  - Robot jogging and teach pendant operation
  - Coordinate systems
  - RPC controller
  - Mastering procedure
  - **EcoBell3** atomizer and fluid delivery
- Additional topics (if allotted time permits)



Register now:

Telephone +1 248 450-2042

E-Mail [training@durrusa.com](mailto:training@durrusa.com)



# Paint and/or sealer

## Robot advanced electrical mechanical fluid

# RAEMF-5

ADVANCED

5 DAYS

4-6 PERSONS

DÜRR TRAINING CENTER

### TARGET GROUP

Maintenance personnel, robot programmers, automation engineers, and other personnel responsible for the operation of the Dürr system.

### COURSE OBJECTIVE

This course is for personnel responsible for advanced electrical, mechanical and fluid maintenance of the RP robots and the RPC robot controller.

### ADMISSION REQUIREMENTS

Prerequisites for this class are: Dürr system overview, Dürr operations training, and Windows OS understanding.

### COURSE STRUCTURE

This course will introduce participants to basic robot safety precautions, and electrical/mechanical troubleshooting. The robot and robot controller electrical components are identified with discussions about configuration and diagnostic procedures. Using the hand-held teach pendant, controller software maintenance, interpretation of error codes, and axis replacement are also covered. Note: exercises that can interfere with production are not performed on production equipment.

### COURSE CONTENT

- Introduction
  - Course goal/outline
  - Equipment overview
- Safety
  - Robot safety/general safety procedures
- Review of:
  - Robot overview
  - System overview
  - Graphics Ethernet/Safety PLC Ethernet IP
  - Sercos3 with CTEI
  - High voltage, HV discharger
  - Robot jogging and teach pendant operation
  - Coordinate systems
  - Software maintenance
  - RPC and PLC error codes
  - RPC robot controller replacement
  - Drive replacement
  - **EcoBell3** atomizer and fluid delivery component rebuild
  - Axis motor and gearbox replacement
- Additional topics (if allotted time permits)



#### Register now:

Telephone +1 248 450-2042

E-Mail [training@durrusa.com](mailto:training@durrusa.com)

# Paint and/or sealer

## Robot electrical and robot troubleshooting



RERT-5



ADVANCED



5 DAYS



4-6 PERSONS



DÜRR TRAINING CENTER

### TARGET GROUP

Maintenance personnel, robot programmers, automation engineers, and other personnel responsible for the operation of the Dürr system.

### COURSE OBJECTIVE

This course is for personnel responsible for electrical maintenance of the RP and/or RS robots and the RPC robot controller.

### ADMISSION REQUIREMENTS

Prerequisites for this class are: Dürr system overview, Dürr operations training, and Windows OS understanding.

### COURSE STRUCTURE

This course will introduce participants to basic robot operation, safety precautions, and using the hand-held teach pendant. The robot and robot controller electrical components are identified with discussions about configuration and diagnostic procedures. Controller software maintenance, interpretation of error codes, and robot mastering are also covered. Robot troubleshooting includes day-to-day operation, diagnostics and maintenance of the robot controller. Note: exercises that can interfere with production are not performed on production equipment.

### COURSE CONTENT

- Introduction
  - Course goal/outline
  - Equipment overview
- Safety
  - Robot safety/general safety procedures
- Overview
  - Robot overview
  - System overview
  - Panel layouts/**EcoDocu**, also power distribution, PSMP
  - Dürr numbering
- Networks
- Equipment control valve layout and components
  - Overview
  - Robot arm
  - Pneumatic panel
  - High voltage, HV discharger (RP only)
- Robot jogging and teach pendant operation
- RPC robot
- Mastering procedure
- Software maintenance
  - System start-up and shutdown
  - Modifying special positions
  - Making controller backups
  - Making drive backups
- Robot interrogation
- Troubleshooting
  - Creating faults and analyzing the status files for responses. (Disabling hardware and causing faults is not performed on production equipment.)



Register now:

Telephone +1 248 450-2042

E-Mail [training@durrusa.com](mailto:training@durrusa.com)

# Paint and/or sealer

## Virtual wall training

# VWT-2

EXPERT

2 DAYS

4-6 PERSONS

DÜRR TRAINING CENTER OR  
CUSTOMER PLANT

### TARGET GROUP

Maintenance personnel, robot programmers, automation engineers, and other personnel responsible for the operation of the Dürr system.

### COURSE OBJECTIVE

This course instructs the participants on basic robot safety used in the Dürr robot system.

### ADMISSION REQUIREMENTS

Suggested prerequisite for this class is the RPP-5 robot path programming course so that participants are familiar with how to jog the robot with the teach pendant and understand standard robot functionality.

### COURSE STRUCTURE

Upon completion of this course, participants will be able to switch the robot's different operating modes, know which mode is used for what purpose, and know the basics of booth safety. This course is presented as a PowerPoint presentation. Participants should take notes and ask questions because basic understanding of robot safety functions impacts their own safety, as well as the safety of others.

### COURSE CONTENT

- Introduction
  - Course goal/outline
  - Equipment overview
- Safety
  - General safety procedures
  - Equipment overview
- Awareness
  - Various operating modes, as well as the corresponding safety levels and safety rules
  - System functions
  - Maintenance and cleaning modes
  - Automatic mode and manual mode
  - Identification, purpose and location of the various booth safety monitoring systems
  - Returning the robot to the defined operating space with both teach pendant styles
- Maintenance
  - Workspace monitoring and what might cause an operating space (workspace) boundary violation and how to solve the violation
  - Review sample error messages
  - Backup and recovery of files for the robot controller
  - Restarting the robot controller with the Ketop T50 teach pendant and the HT601A-EX-20 teach pendant
  - Checking/testing the robot workspace



#### Register now:

Telephone +1 248 450-2042

E-Mail [training@durrusa.com](mailto:training@durrusa.com)

# Paint and/or sealer

## Gen3 robot encoder box

# G3EB-1

BASIC

1 DAY

4-6 PERSONS

DÜRR TRAINING CENTER OR  
CUSTOMER PLANT

### TARGET GROUP

Maintenance personnel, robot programmers, automation engineers, and other personnel responsible for the operation of the Dürr system.

### COURSE OBJECTIVE

This course is a review of the 3rd generation Dürr robot encoder box. The intended audiences are individuals responsible for maintaining the Dürr Gen3 robot.

### ADMISSION REQUIREMENTS

—

### COURSE STRUCTURE

The course is in presentation form. The course is a review of features and use of the robot encoder box. Note: exercises that can interfere with production are not performed on production equipment.

### COURSE CONTENT

- Introduction
  - Course goal/outline
  - Encoder box overview
- Safety
  - General safety procedures
- What's new
  - MS2E motor/connections
  - Feedback and brake connections
  - Encoder box details
  - Encoder box address
  - Cables
  - Replacement
  - Referencing and synchronizing
  - EtherCat network



Register now:

Telephone +1 248 450-2042

E-Mail [training@durrusa.com](mailto:training@durrusa.com)

# Paint only

## Introduction to paint/Dürr robot

# IP-1

BASIC

1 DAY

4-6 PERSONS

DÜRR TRAINING CENTER OR  
CUSTOMER PLANT

### TARGET GROUP

Operators, maintenance personnel, robot programmers, automation engineers, and other personnel responsible for the operation of the Dürr system.

### COURSE OBJECTIVE

This course is an introduction to automotive painting. The intended audiences are individuals who are new to the paint shop and those responsible for operating the Dürr robot zones.

### ADMISSION REQUIREMENTS


—

### COURSE STRUCTURE

Upon completion of this course, participants will have an understanding of automotive coatings and processes, including: pretreatments, coating materials, application methods, and complete systems, including equipment and coating delivery systems. The course includes a look into the Dürr documentation system.

### COURSE CONTENT

- Introduction
  - Course goal/outline
  - Equipment overview
  - Dürr **EcoDocu**
- Safety
  - General safety procedures
- Overview
  - Process layout
  - Coating types: pretreatments, e-coat, solvent based, waterborne
  - Equipment
  - Graphical interface
- Atomizers
  - Types: bells, guns
  - Description and use
  - Atomization
  - Effects of changing parameters
- Closed loop operation and controls
  - Color changer: function and operation
  - Fluid regulator: function and operation
  - Gen 9 pump/motor: function and operation
  - Color change cycle
- Fluid delivery/mix room/paint circulation
  - Pumps
  - Valves
  - Description and use
- Dürr paint robot types



**Register now:**

Telephone +1 248 450-2042

E-Mail [training@durrusa.com](mailto:training@durrusa.com)

# Paint only

## Introduction to Gen3 Dürr robot

# IG3-1

BASIC

1 DAY

4-6 PERSONS

DÜRR TRAINING CENTER OR  
CUSTOMER PLANT

### TARGET GROUP

Operators, maintenance personnel, robot programmers, automation engineers, and other personnel responsible for the operation of the Dürr system.

### COURSE OBJECTIVE

This course is an introduction to what's new with the 3rd generation Dürr robot. The intended audiences are individuals who are familiar with the generation 2 (RPL/RPE) robots and would like to have a preview of the changes.

### ADMISSION REQUIREMENTS

—

### COURSE STRUCTURE

The introduction is in presentation form and is not with the actual robot. The course is a brief overview of many improvements and features.

### COURSE CONTENT

- Introduction
  - Course goal/outline
  - Robot video
- Safety
  - General safety procedures
- What's new
  - Quick release covers, other covers
  - Cooling of axes 4, 5 and 6
  - No need for structural cross member
  - New motor connectors
  - New arm 1 safety brackets
  - Motor 1 and 2 arrangement
  - Axis 1 removal
  - New gears (cyclic & planetary): axes 2-3
  - Axis 2.1
  - Encoder box
  - New diaphragm valve on gen 9 pump
  - New mastering, referencing, synchronizing
  - Air heater
  - New CFAST card (compact flash)
  - RPC V3.3
  - RPC2
  - CPX module
  - New drives
  - EtherCAT communications
  - New purge controller
  - New field terminations in RCMP2 panel
  - Safe edit
  - **EcoScreen** RPC2
  - New fuse blocks
  - New brake release box
  - Maintenance report
  - Each robot has its own controller
  - New magnetic LED panel lighting



#### Register now:

Telephone +1 248 450-2042

E-Mail [training@durrusa.com](mailto:training@durrusa.com)

# Paint only

## Robot paint fluid control

# RPFC-3

ADVANCED

3 DAYS

4-6 PERSONS

DÜRR TRAINING CENTER OR  
CUSTOMER PLANT

### TARGET GROUP

Maintenance personnel, robot programmers, automation engineers, and other personnel responsible for the operation of the Dürr system.

### COURSE OBJECTIVE

This course is for personnel responsible for fluid maintenance of the RP robot.

### ADMISSION REQUIREMENTS


Prerequisites for this class are: Dürr system overview and Dürr operations training.

### COURSE STRUCTURE

This course will introduce participants to basic robot operation, safety precautions, and the maintenance and rebuild of the paint fluid delivery system components. The robot and robot fluid controlled components are identified with discussions and diagnostic procedures. Note: exercises that can interfere with production are not performed on production equipment.

### COURSE CONTENT

- Introduction
  - Course goal/outline
  - Equipment overview
- Safety
  - Robot safety/general safety procedures
- Overview
  - Robot overview
  - System overview
  - Panel layouts/**EcoDocu**
  - Dürr numbering
- **EcoBell3** operation
  - Bell overview
  - Operation of **EcoBell3**
  - Special torques
  - Paint line hose connections
  - Special tools
  - Paint stop valve
- RP fluid components
  - **EcoBell3** atomizer rebuild
  - Paint regulator
  - **EcoPump 9**
  - Mcc3 color changer
  - MVS panel
  - Pneumatics and fiber optics
- Assembly and disassembly of all RP components discussed
- **EcoBell** test panel operation (when available)
- Lessons on the atomizer that cause service type calls



#### Register now:

Telephone +1 248 450-2042

E-Mail [training@durrusa.com](mailto:training@durrusa.com)

# Paint only

## Robot paint fluid control (bell and gun)

# RPFC-2

ADVANCED

2 DAYS

4-6 PERSONS

DÜRR TRAINING CENTER OR  
CUSTOMER PLANT

### TARGET GROUP

Maintenance personnel, robot programmers, automation engineers, and other personnel responsible for the operation of the Dürr system.

### COURSE OBJECTIVE

This course is for personnel responsible for fluid maintenance of the RP robot. Atomizer rebuild is the focus of this course.

### ADMISSION REQUIREMENTS

Prerequisites for this class are: Dürr system overview and Dürr operations training.

### COURSE STRUCTURE

This course will introduce participants to the **EcoBell3** and the **EcoGun2** atomizers, and the maintenance and rebuild of the paint fluid delivery system components. The **EcoBell**, **EcoGun** and robot fluid controlled components are identified with discussions and diagnostic procedures. Note: exercises that can interfere with production are not performed on production equipment.

### COURSE CONTENT

- Introduction
  - Course goal/outline
  - Equipment overview
- Safety
  - Robot safety/general safety procedures
- Overview
  - Robot overview
  - **EcoDocu**
  - Dürr numbering
- **EcoBell3** operation
  - Bell overview
  - Operation of **EcoBell3**
  - Special torques
  - Special tools
  - Paint stop valve
- **EcoGun2** operation
  - Operation of **EcoGun2**
  - Special torques
  - Special tools
- RP fluid components
  - **EcoBell3** atomizer rebuild
  - **EcoGun2** atomizer rebuild
  - Paint regulator
  - **EcoPump 9**
  - Mcc3 color changer
  - MVS panel
  - **EcoBell** test panel operation (when available)



#### Register now:

Telephone +1 248 450-2042

E-Mail [training@durrusa.com](mailto:training@durrusa.com)



# Paint only

## Paint jet fluid control

# PJFC-3

ADVANCED

3 DAYS

4-6 PERSONS

DÜRR TRAINING CENTER OR  
CUSTOMER PLANT

### TARGET GROUP

Maintenance personnel, robot programmers, automation engineers, and other personnel responsible for the operation of the Dürr system.

### COURSE OBJECTIVE

This course is for personnel responsible for fluid maintenance of the **EcoPaintJet Pro** robot.

### ADMISSION REQUIREMENTS

Prerequisites for this class are: Dürr system overview and Dürr operations training.

### COURSE STRUCTURE

This course will introduce participants to basic robot operation, safety precautions, and the maintenance and rebuild of the paint fluid delivery system components. The robot and fluid control components are identified with discussions and diagnostic procedures. Note: exercises that can interfere with production are not performed on production equipment.

### COURSE CONTENT

- Introduction
  - Course goal/outline
  - Equipment overview
- Safety
  - Robot safety/general safety procedures
- Overview
  - Robot overview
  - System overview
  - Dürr numbering
- **EcoPaintJet Pro** operation
  - Applicator overview
  - Operation of **EcoPaintJet Pro**
- RP fluid components
  - Paint regulator
  - Pressure control
  - MVS panel
  - Filter insert
  - Assembly and disassembly of RP fluid components
- **EcoPaintJet cleaner**
  - Operation
  - Cleaning
  - Maintenance



#### Register now:

Telephone +1 248 450-2042

E-Mail [training@durrrusa.com](mailto:training@durrrusa.com)

# Paint only

## EcoBell3 atomizers cleaning and operation training

# EB3-1

ADVANCED

1 DAY

4-6 PERSONS

DÜRR TRAINING CENTER OR  
CUSTOMER PLANT

### TARGET GROUP

Maintenance personnel, robot programmers, automation engineers, and other personnel responsible for the operation of the Dürr system.

### COURSE OBJECTIVE

This tool-box course is intended for personnel responsible for **EcoBell3** cleaning, operation, and maintenance.

### ADMISSION REQUIREMENTS

—

### COURSE STRUCTURE

This course will introduce participants to the mechanical principles of the **EcoBell3** and basic cleaning and troubleshooting. Additional topics such as atomization theory, preventive maintenance, and common application problems will be addressed. Note: exercises that can interfere with production are not performed on production equipment.

### COURSE CONTENT

- Introduction
  - Course goal/outline
  - Equipment overview
- Safety
  - General safety procedures
- **EcoBell3**
  - Description and use
  - Atomization
  - **EcoBell3** process
  - Effects of changing parameters
  - Closed loop operation and controls
  - Assembly and disassembly (partial for cleaning purposes)
  - Special tools
- Troubleshooting
  - Checking paint tube alignment
  - Bell cups
  - Fluid tips
  - Transducers
  - Pumps
  - High voltage components
  - Fault review



Register now:

Telephone +1 248 450-2042

E-Mail [training@durrusa.com](mailto:training@durrusa.com)

# Paint only

## EcoBell3 atomizers cleaning and operation training

# EB3-TB50

BASIC

0.5 DAY

4-6 PERSONS

DÜRR TRAINING CENTER OR  
CUSTOMER PLANT

### TARGET GROUP

Maintenance personnel, robot programmers, automation engineers, and other personnel responsible for the operation of the Dürr system.

### COURSE OBJECTIVE

This tool-box course is intended for personnel responsible for **EcoBell3** cleaning, operation, and maintenance.

### ADMISSION REQUIREMENTS

—

### COURSE STRUCTURE

This course will introduce participants to the mechanical principles of the **EcoBell3** and basic cleaning and troubleshooting. Additional topics such as atomization theory, preventive maintenance, and common application problems will be addressed. Note: exercises that can interfere with production are not performed on production equipment.

### COURSE CONTENT

- Introduction
  - Course goal/outline
  - Equipment overview
- Safety
  - General safety procedures
- **EcoBell3**
  - Description and use
  - Atomization
  - **EcoBell3** process
  - Effects of changing parameters
  - Closed loop operation and controls
  - Assembly and disassembly (partial for cleaning purposes)
  - Special tools
- Troubleshooting
  - Checking paint tube alignment
  - Bell cups
  - Fluid tips
  - Transducers
  - Pumps
  - High voltage components



#### Register now:

Telephone +1 248 450-2042

E-Mail [training@durrusa.com](mailto:training@durrusa.com)

# Paint only

## EcoBell2 atomizers cleaning and operation training

# EB2-1

ADVANCED

1 DAY

4-6 PERSONS

DÜRR TRAINING CENTER OR  
CUSTOMER PLANT

### TARGET GROUP

Maintenance personnel, robot programmers, automation engineers, and other personnel responsible for the operation of the Dürr system.

### COURSE OBJECTIVE

This tool-box course is intended for personnel responsible for **EcoBell2** cleaning, operation, and maintenance.

### ADMISSION REQUIREMENTS

—

### COURSE STRUCTURE

This course will introduce participants to the mechanical principles of the **EcoBell2** and basic cleaning and troubleshooting. Additional topics such as atomization theory, preventive maintenance, and common application problems will be addressed. Note: exercises that can interfere with production are not performed on production equipment.

### COURSE CONTENT

- Introduction
  - Course goal/outline
  - Equipment overview
- Safety
  - General safety procedures
- **EcoBell2**
  - Description and use
  - Atomization
  - **EcoBell2** process
  - Effects of changing parameters
  - Closed loop operation and controls
  - Assembly and disassembly (partial for cleaning purposes)
  - Special tools
- Troubleshooting
  - Checking paint tube alignment
  - Bell cups
  - Fluid tips
  - Transducers
  - Pumps
  - High voltage components
  - Fault review



Register now:

Telephone +1 248 450-2042

E-Mail [training@durrusa.com](mailto:training@durrusa.com)

# Paint only

## EcoBell2 atomizers cleaning and operation training

# EB2-TB50

BASIC

0.5 DAY

4-6 PERSONS

DÜRR TRAINING CENTER OR  
CUSTOMER PLANT

### TARGET GROUP

Maintenance personnel, robot programmers, automation engineers, and other personnel responsible for the operation of the Dürr system.

### COURSE OBJECTIVE

This tool-box course is intended for personnel responsible for **EcoBell2** cleaning, operation, and maintenance.

### ADMISSION REQUIREMENTS

—

### COURSE STRUCTURE

This course will introduce participants to the mechanical principles of the **EcoBell2** and basic cleaning and troubleshooting. Additional topics such as atomization theory, preventive maintenance, and common application problems will be addressed. Note: exercises that can interfere with production are not performed on production equipment.

### COURSE CONTENT

- Introduction
  - Course goal/outline
  - Equipment overview
- Safety
  - General safety procedures
- **EcoBell2**
  - Description and use
  - Atomization
  - **EcoBell2** process
  - Effects of changing parameters
  - Closed loop operation and controls
  - Assembly and disassembly (partial for cleaning purposes)
  - Special tools
- Troubleshooting
  - Checking paint tube alignment
  - Bell cups
  - Fluid tips
  - Transducers
  - Pumps
  - High voltage components



#### Register now:

Telephone +1 248 450-2042

E-Mail [training@durrusa.com](mailto:training@durrusa.com)

# Paint only

## EcoGun2 rebuild training

# EG2-TB50

BASIC

0.5 DAY

4-6 PERSONS

DÜRR TRAINING CENTER OR  
CUSTOMER PLANT

### TARGET GROUP

Maintenance personnel, robot programmers, automation engineers, and other personnel responsible for the operation of the Dürr system.

### COURSE OBJECTIVE

This tool-box course is intended for personnel responsible for **EcoGun2** cleaning, operation, and maintenance.

### ADMISSION REQUIREMENTS

—

### COURSE STRUCTURE

This course will introduce participants to the mechanical principles of the **EcoGun2** and basic cleaning and troubleshooting. Additional topics such as atomization theory, preventive maintenance, and common application problems will be addressed. Note: exercises that can interfere with production are not performed on production equipment.

### COURSE CONTENT

- Introduction
  - Course goal/outline
  - Equipment overview
- Safety
  - General safety procedures
- **EcoGun2**
  - Description and use
  - Atomization
  - **EcoGun2** process
  - Effects of changing parameters
  - Closed loop operation and controls
  - Assembly and disassembly (partial for cleaning purposes)
  - Special tools
  - Troubleshooting
  - Air caps
  - Fluid tips
  - Transducers
  - Pumps
  - High voltage components



#### Register now:

Telephone +1 248 450-2042

E-Mail [training@durrusa.com](mailto:training@durrusa.com)

# Paint only

## EcoBell2 and EcoBell3 maintenance training

# EB2/EB3-2

INTERMEDIATE

2 DAYS

4-6 PERSONS

DÜRR TRAINING CENTER OR  
CUSTOMER PLANT

### TARGET GROUP

Maintenance personnel, robot programmers, automation engineers, and other personnel responsible for the operation of the Dürr system.

### COURSE OBJECTIVE

This maintenance course is intended for personnel responsible for **EcoBell2** and **EcoBell3** cleaning, operation, and maintenance.

### ADMISSION REQUIREMENTS


—

### COURSE STRUCTURE

This course will introduce participants to the mechanical principles of the **EcoBell2/EcoBell3** and basic cleaning and troubleshooting. Additional topics such as atomization theory, preventive maintenance, and common application problems will be addressed. Note: exercises that can interfere with production are not performed on production equipment.

### COURSE CONTENT

- Introduction
  - Course goal/outline
  - Equipment overview
- **EcoBell2/EcoBell3** operation
  - Description and use
  - Bell overview
  - Operation of **EcoBell3**
  - Paint stop valve
  - Atomization
- **EcoBell2/EcoBell3** maintenance
  - **EcoBell2/EcoBell3** process
  - Effects of changing parameters
  - Closed loop operation and controls
- **EcoBell2** maintenance
  - Assembly and disassembly
  - Special tools
  - Special torques
- **EcoBell3** maintenance
  - Assembly and disassembly
  - Special tools
  - Special torques
- Troubleshooting
  - Checking paint tube alignment
  - Bell cups
  - Fluid tips
  - Transducers
  - Pumps
  - High voltage components
  - Fault review



**Register now:**

Telephone +1 248 450-2042

E-Mail [training@durrusa.com](mailto:training@durrusa.com)

# Paint only

## EcoBell test stand training

# EBTS-TB50

BASIC

0.5 DAY

4-6 PERSONS

DÜRR TRAINING CENTER OR  
CUSTOMER PLANT

### TARGET GROUP

Maintenance personnel, robot programmers, automation engineers, and other personnel responsible for the operation of the Dürr system.

### COURSE OBJECTIVE

This tool-box course is intended for personnel responsible for the **EcoBell** test stand operation and maintenance.

### ADMISSION REQUIREMENTS

—

### COURSE STRUCTURE

This course will introduce participants to the mechanical principles of the **EcoBell** test stand and basic cleaning and troubleshooting of the **EcoBell**. Additional topics such as atomization theory, preventive maintenance, and common application problems will be addressed.

### COURSE CONTENT

- Introduction
  - Course goal/outline
  - Equipment overview
- Safety
  - General safety procedures
- Test stand
  - Description and use
  - **EcoBell** process
  - Assembly and disassembly (partial for cleaning purposes)
  - Special tools



Register now:

Telephone +1 248 450-2042

E-Mail [training@durrusa.com](mailto:training@durrusa.com)



# Paint only

## Robot paint mechanical maintenance

# RPMMA-4

ADVANCED

4 DAYS

4-6 PERSONS

DÜRR TRAINING CENTER

### TARGET GROUP

Maintenance personnel, robot programmers, automation engineers, and other personnel responsible for the operation of the Dürr system.

### COURSE OBJECTIVE

The course is an overview of the **EcoPaint** robot painting system and demonstrates how to perform mechanical maintenance of the RP robot.

### ADMISSION REQUIREMENTS

—

### COURSE STRUCTURE

The course will introduce participants to basic robot operation, safety precautions, and using the hand-held teach pendant. The robot mechanical components are identified with discussions about troubleshooting, component removal, and replacement procedures. Class participants may dismantle the robot, reassemble it, and master the robot axes. Note: exercises that can interfere with production are not performed on production equipment.

### COURSE CONTENT

- Course introduction
  - Course goal/outline
  - Equipment overview
- Safety
  - Robot safety
  - General safety procedures
- Overview painter
  - Robot overview
- Equipment testing and motion controls
  - System start-up and shutdown
  - Special positions
  - System fault recovery
- Robot jogging and pendant screens
  - Coordinate systems
  - Pendant overview
  - Project menu
  - Manual menu
  - Service menu
  - Error/status menu
  - Jogging the robot
- Robot mechanical repair
  - Robot arm cabling
  - Maintenance and greasing
  - Review of disassembly/assembly of all axes
  - Axis (major axis 2-3) replacement
  - Axis (hand axis 4-5-6) replacement
- Mastering procedure



Register now:

Telephone +1 248 450-2042

E-Mail [training@durrusa.com](mailto:training@durrusa.com)

# Paint only

## Robot paint mechanical maintenance w/ operator

# RPMMA-5

ADVANCED

5 DAYS

4-6 PERSONS

DÜRR TRAINING CENTER

### TARGET GROUP

Maintenance personnel, robot programmers, automation engineers, and other personnel responsible for the operation of the Dürr system.

### COURSE OBJECTIVE

The course is an overview of the **EcoPaint** robot painting system and demonstrates how to perform mechanical maintenance of the RP robot.

### ADMISSION REQUIREMENTS

—

### COURSE STRUCTURE

The course will introduce participants to basic robot operation, safety precautions, and using the hand-held teach pendant. The robot mechanical components are identified with discussions about troubleshooting, component removal, and replacement procedures. Class participants may dismantle the robot, reassemble it, and master the robot axes. Console operation, equipment start-up and shutdown, and zone status monitoring are also covered. Note: exercises that can interfere with production are not performed on production equipment.

### COURSE CONTENT

- Course introduction
  - Course goal/outline
  - Equipment overview
- Safety
  - Robot safety
  - General safety procedures
- Overview painter
  - Robot overview
- Control console
  - Operation
  - System start-up and shutdown
- Equipment testing and motion controls
  - Special positions
  - System fault recovery
- Robot jogging and pendant screens
  - Coordinate systems
  - Pendant overview
  - Project menu
  - Manual menu
  - Service menu
  - Error/status menu
  - Jogging the robot
- Robot mechanical repair
  - Maintenance and greasing
  - Review of disassembly
  - Disassembly of all axes
  - Review of assembly
  - Assembly of all axes
- Mastering procedure



Register now:

Telephone +1 248 450-2042

E-Mail [training@durrusa.com](mailto:training@durrusa.com)

# Paint only

## Paint process training

# PPT-3

EXPERT

3 DAYS

4-6 PERSONS

DÜRR TRAINING CENTER

### TARGET GROUP

Operators, maintenance personnel, robot programmers, automation engineers, and other personnel responsible for the operation of the Dürr system.

### COURSE OBJECTIVE

This course is intended for personnel interested in the automotive painting process and the relationship of the range of variables that determine the behavior of the paint application.

### ADMISSION REQUIREMENTS


—

### COURSE STRUCTURE

The quality of the paint finish and the application efficiency are the most significant challenges for automotive painting. The process of optimizing paint application involves a close look at the cause and effect relationship between operating parameters and application equipment. The Dürr panel booth robot and test panels are used for practical exercises.

### COURSE CONTENT

- Course goal/outline
  - Equipment overview
  - Theory of rotary atomizer paint application
- Safety
  - General safety procedures
- Atomizers types
- Spray patterns
- Paint defects/troubleshooting
- Appearance values
  - Turbine speed
  - High voltage
  - Film build
  - Robot profile
  - Paint formulation
  - Viscosity
  - Booth conditions
  - Sequence of painting
  - Quality of BIW
- Paint and solvent reduction/savings
- Other/misc.
  - Air heater and condensation
  - Time program configuration
- Panel robot labs/testing
  - Parameter testing and evaluation of (15) SB50 panels
  - Use resulting data from SB50 testing to spray indexed panels to check results (film build)



**Register now:**

Telephone +1 248 450-2042

E-Mail [training@durrusa.com](mailto:training@durrusa.com)

# Paint only

## Robot air purge controller training

# RAPC-1

BASIC

1 DAY

4-6 PERSONS

DÜRR TRAINING CENTER OR CUSTOMER PLANT

### TARGET GROUP

Maintenance personnel, robot programmers, automation engineers, and other personnel responsible for the operation of the Dürr system.

### COURSE OBJECTIVE

This course is intended for all personnel associated with the operation and maintenance of the Dürr robot air purge controller.

### ADMISSION REQUIREMENTS

Personnel attending should have an understanding of mechanical and electrical equipment associated with paint processes and have an understanding of basic troubleshooting including electrical and power systems.

### COURSE STRUCTURE

Note: exercises that can interfere with production are not performed on production equipment.

### COURSE CONTENT

- Introduction
  - Course goal/outline
  - Equipment overview
- Safety
  - Robot safety/general safety procedures
- Design and functional principles
  - Basics of the purge controller
- Components
  - Hardware
  - Software
- Maintenance
  - Checks: daily, weekly, monthly
  - Air regulator settings/checks
- Troubleshooting
  - Keypad operations
  - Viewing operational data
  - Bypass operation



Register now:

Telephone +1 248 450-2042

E-Mail [training@durrusa.com](mailto:training@durrusa.com)

# Paint only

## EcoBell2 and EcoDose piston dosing maintenance

# EB2ED-2

INTERMEDIATE

2 DAYS

4-6 PERSONS

DÜRR TRAINING CENTER OR  
CUSTOMER PLANT

### TARGET GROUP

Maintenance personnel, robot programmers, automation engineers, and other personnel responsible for the operation of the Dürr system.

### COURSE OBJECTIVE

This maintenance course is intended for personnel responsible for the **EcoBell2** and **EcoDose** piston dosing operation, maintenance, and cleaning.

### ADMISSION REQUIREMENTS


—

### COURSE STRUCTURE

This course will introduce participants to the mechanical principles of the **EcoBell2/EcoDose** and basic cleaning and troubleshooting. Additional topics such as graphic interface, preventive maintenance, and common application problems will be addressed. Note: exercises that can interfere with production are not performed on production equipment.

### COURSE CONTENT

- Introduction
  - Course goal/outline
  - Equipment overview
- **EcoBell2/EcoDose** operation
  - Description and use
  - Operation of **EcoBell2**
  - Operation of **EcoDose** piston dosing
- **EcoBell2** maintenance
  - Assembly and disassembly
  - Special tools
  - Special torques
- **EcoDose** piston dosing maintenance
  - Assembly and disassembly
  - Special tools
  - Special torques
- Maintenance
  - Paint tube alignment
  - Bell cups
  - Replacing servo motor
  - Piston dispenser
  - Valve units
  - Lubrication
  - Fault review



#### Register now:

Telephone +1 248 450-2042

E-Mail [training@durrusa.com](mailto:training@durrusa.com)

# Paint only

## Vision training (ISRA) maintenance

# VTI-3

ADVANCED

3 DAYS

4-6 PERSONS

DÜRR TRAINING CENTER OR  
CUSTOMER PLANT

### TARGET GROUP

Operators, maintenance personnel, robot programmers, automation engineers, and other personnel responsible for the operation of the Dürr system.

### COURSE OBJECTIVE

This course covers the global and local concepts, applications, set up, day-to-day operation, diagnostics and maintenance of the vision system for the **EcoPaintJet Pro** fluid flow check.

### ADMISSION REQUIREMENTS

Personnel attending this course should have general knowledge of body sealer operations, and its industrial electrical and control systems. Prerequisites for this class are: Dürr system overview and Dürr operations training.

### COURSE STRUCTURE

The course includes a combination of classroom discussions and hands-on activities.

### COURSE CONTENT

- Introduction
  - Course goal/outline
  - Equipment overview
- Safety
  - General safety procedures
- Course contents
  - General system overview
  - Components of the system
  - Sensors and mounting
  - Adding new styles into the vision system
  - Camera calibration
  - Camera replacement
  - Communication between HMI and vision system
  - System navigation/runtime screen
  - Fault-tracing and treatment
  - System maintenance/troubleshooting



#### Register now:

Telephone +1 248 450-2042

E-Mail [training@durrusa.com](mailto:training@durrusa.com)

# Paint only

## Vision training (ZEISS) maintenance

# VTZ-3

ADVANCED

3 DAYS

4-6 PERSONS

DÜRR TRAINING CENTER OR  
CUSTOMER PLANT

### TARGET GROUP

Operators, maintenance personnel, robot programmers, automation engineers, and other personnel responsible for the operation of the Dürr system.

### COURSE OBJECTIVE

This course covers the global and local concepts, applications, set up, day-to-day operation, diagnostics and maintenance of the vision system for the **EcoPaintJet Pro** end effector camera system.

### ADMISSION REQUIREMENTS

Personnel attending this course should have general knowledge of body paint operations, and its industrial electrical and control systems. Prerequisites for this class are: Dürr system overview and Dürr operations training.

### COURSE STRUCTURE

The course includes a combination of classroom discussions and hands-on activities.

### COURSE CONTENT

- Introduction
  - Course goal/outline
  - Equipment overview
- Safety
  - General safety procedures
- Course contents
  - General system overview
  - Components of the system
  - Sensors and mounting
  - Adding new styles into the vision system
  - Camera calibration
  - Camera replacement
  - Communication between HMI and vision system
  - System navigation/runtime screen
  - Fault-tracing and treatment
  - System maintenance/troubleshooting



#### Register now:

Telephone +1 248 450-2042

E-Mail [training@durrusa.com](mailto:training@durrusa.com)

# Paint only

## Quality inspection

# QI-3

 ADVANCED

 3 DAYS

 4-6 PERSONS

 DÜRR TRAINING CENTER OR  
CUSTOMER PLANT

### TARGET GROUP

Operators, maintenance personnel, robot programmers, automation engineers, and other personnel responsible for the operation of the Dürr system.

### COURSE OBJECTIVE

This course covers the inspection concepts, applications, set up, day-to-day operation, diagnostics and maintenance of the inspection system.

### ADMISSION REQUIREMENTS

Personnel attending this course should have general knowledge of body paint operations, and its industrial electrical and control systems. Prerequisites for this class are: Dürr system overview and Dürr operations training.

### COURSE STRUCTURE

The course includes a combination of classroom discussions and hands-on activities.

### COURSE CONTENT

- Introduction
  - Course goal/outline
  - Equipment overview
- Safety
  - General safety procedures
- Course contents
  - General system overview
  - Components of the system
  - Sensors and mounting
  - Adding new styles into the vision system
  - Communication between HMI and inspection system
  - System navigation/runtime screen
  - Fault-tracing and treatment
  - System maintenance/troubleshooting
- PELT sensor
- BYK wave-scan sensor
- Summary and evaluation



**Register now:**

Telephone +1 248 450-2042

E-Mail [training@durrusa.com](mailto:training@durrusa.com)



# Sealer only

## Introduction to sealing/Dürr robot

# IS-1

BASIC

1 DAY

4-6 PERSONS

DÜRR TRAINING CENTER OR  
CUSTOMER PLANT

### TARGET GROUP

Operators, maintenance personnel, robot programmers, automation engineers, and other personnel responsible for the operation of the Dürr system.

### COURSE OBJECTIVE

This course is an introduction to automotive sealing. The intended audiences are individuals who are new to the sealing processes and those responsible for operating the Dürr robot zones.

### ADMISSION REQUIREMENTS

—

### COURSE STRUCTURE

Upon completion of this course, participants will have an understanding of automotive sealing and processes, including: seam sealing, cosmetic sealing, liquid applied sound deadening, and antichip, including equipment and delivery systems. The course includes a look into the Dürr documentation system.

### COURSE CONTENT

- Introduction
  - Course goal/outline
  - Equipment overview
  - Dürr **EcoDocu**
- Safety
  - General safety procedures
- Overview
  - Process layout
  - Sealing types: seam sealing, cosmetic sealing, LASD, rocker panel
  - Equipment
  - Graphical interface
- Applicator types
- Fluid delivery/circulation
  - Mastic regulator
  - Shot meter
  - Pumps
  - Valves
  - Description and use
- Dürr sealer robot types



Register now:

Telephone +1 248 450-2042

E-Mail [training@durrusa.com](mailto:training@durrusa.com)

# Sealer only

## Robot sealer fluid control

# RSFC-2

ADVANCED

2 DAYS

4-6 PERSONS

DÜRR TRAINING CENTER OR  
CUSTOMER PLANT

### TARGET GROUP

Maintenance personnel, robot programmers, automation engineers, and other personnel responsible for the operation of the Dürr system.

### COURSE OBJECTIVE

This course is an introduction to automotive sealing. The intended audiences are individuals who are new to the sealing processes and those responsible for operating the Dürr robot zones.

### ADMISSION REQUIREMENTS


—

### COURSE STRUCTURE

Upon completion of this course, participants will have an understanding of automotive sealing and processes, including: seam sealing, cosmetic sealing, liquid applied sound deadening, and antichip, including equipment and delivery systems. The course includes a look into the Dürr documentation system. Note: exercises that can interfere with production are not performed on production equipment.

### COURSE CONTENT

- Introduction
  - Course goal/outline
  - Equipment overview
- Safety
  - Robot safety/general safety procedures
- Overview
  - Robot overview
  - System overview
  - Panel layouts/**EcoDocu**
  - Dürr numbering
- **EcoGun** 3D operation
  - Overview
  - Operation of **EcoGun** 3D
  - Special torques
  - Hose connections
  - Special tools
- RS fluid components
  - 3D gun
  - 1D gun
  - Shot meter
  - Mastic regulator
  - Temperature controller
  - Assembly and disassembly of all RS components discussed



Register now:

Telephone +1 248 450-2042

E-Mail [training@durrusa.com](mailto:training@durrusa.com)

# Sealer only

## EcoGun 3D rebuild training

# EG3D-TB50

BASIC

0.5 DAY

4-6 PERSONS

DÜRR TRAINING CENTER OR  
CUSTOMER PLANT

### TARGET GROUP

Maintenance personnel, robot programmers, automation engineers, and other personnel responsible for the operation of the Dürr system.

### COURSE OBJECTIVE

This course is the rebuild of the **EcoGun 3D** for use on the RS robot.

### ADMISSION REQUIREMENTS


Prerequisites for this class are: Dürr system overview and Dürr operations training.

### COURSE STRUCTURE

This course will provide participants with hands-on maintenance and rebuild training for the sealer **EcoGun 3D**.  
Note: exercises that can interfere with production are not performed on production equipment.

### COURSE CONTENT

- Introduction
  - Course goal/outline
  - Equipment overview
- Safety
  - Robot safety/general safety procedures
- **EcoGun 3D** operation
  - Overview
  - Operation of **EcoGun 3D**
  - Special torques
  - Hose connections
  - Special tools
  - Assembly and disassembly of **EcoGun 3D**



Register now:

Telephone +1 248 450-2042

E-Mail [training@durrusa.com](mailto:training@durrusa.com)

# Sealer only

## EcoShot Meter rebuild training

# SM-TB50

BASIC

0.5 DAY

4-6 PERSONS

DÜRR TRAINING CENTER OR  
CUSTOMER PLANT

### TARGET GROUP

Maintenance personnel, robot programmers, automation engineers, and other personnel responsible for the operation of the Dürr system.

### COURSE OBJECTIVE

This tool-box course is intended for personnel responsible for the sealer dual shot meter operation and maintenance.

### ADMISSION REQUIREMENTS


—

### COURSE STRUCTURE

The course will teach participants how to disassemble, rebuild, and troubleshoot Dürr's **EcoShot Meter**. Additional topics such as preventive maintenance and common application problems will be addressed. Note: exercises that can interfere with production are not performed on production equipment.

### COURSE CONTENT

- Introduction
  - Course goal/outline
  - Equipment overview
- Safety
  - General safety procedures
- **EcoShot Meter double**
  - Description and use
  - Operation
  - Effects of changing parameters
  - Assembly and disassembly
  - Special tools
  - Mastering
  - Troubleshooting



Register now:

Telephone +1 248 450-2042

E-Mail [training@durrusa.com](mailto:training@durrusa.com)

# Sealer only

## Robot sealer mechanical maintenance

# RSMMA-3

ADVANCED

3 DAYS

4-6 PERSONS

DÜRR TRAINING CENTER OR  
CUSTOMER PLANT

### TARGET GROUP

Maintenance personnel, robot programmers, automation engineers, and other personnel responsible for the operation of the Dürr system.

### COURSE OBJECTIVE

This maintenance course is intended for personnel responsible for the operation and maintenance of Dürr RS sealer robots using the RPC robot controller.

### ADMISSION REQUIREMENTS

Prerequisites for this class are: Dürr system overview and Dürr operations training.

### COURSE STRUCTURE

This course will introduce participants to basic robot operation, safety precautions, and using the hand-held teach pendant. The robot mechanical components are identified and configuration and diagnostic procedures are outlined. Interpretation of error codes and robot mastering are also covered. Additionally, participants are instructed in the use of **EcoDocu**, Dürr Systems' comprehensive documentation package. Note: exercises that can interfere with production are not performed on production equipment.

### COURSE CONTENT

- Introduction
  - Course goal/outline
  - Equipment overview
- Safety
  - Robot safety
  - General safety procedures
- Overview
  - Robot overview
  - System overview
- Robot jogging and teach pendant operation
  - Coordinate systems
  - Pendant jog controls
  - Pendant overview
  - Project menu
  - Manual menu
  - Service menu
  - Error/status menu
  - Jogging the robot
- Robot mechanical repair
  - Robot arm cabling
  - Maintenance and greasing
  - Review of disassembly/assembly of all axes
  - Axis (major axis 1-2-3) replacement
  - Axis (hand axis 4-5-6) replacement
- Mastering procedure



Register now:

Telephone +1 248 450-2042

E-Mail [training@durrusa.com](mailto:training@durrusa.com)

# Sealer only

## Vision training (VMT) maintenance

# VTV-2

ADVANCED

2 DAYS

4-6 PERSONS

DÜRR TRAINING CENTER OR  
CUSTOMER PLANT

### TARGET GROUP

Operators, maintenance personnel, robot programmers, automation engineers, and other personnel responsible for the operation of the Dürr system.

### COURSE OBJECTIVE

This course covers the global and local concepts, applications, set up, day-to-day operation, diagnostics, and maintenance of the vision system.

### ADMISSION REQUIREMENTS

Personnel attending this course should have general knowledge of body sealer operations, and its industrial electrical and control systems. Prerequisites for this class are: Dürr system overview and Dürr operations training.

### COURSE STRUCTURE

The course includes a combination of classroom discussions and hands-on activities.

### COURSE CONTENT

- Introduction
  - Course goal/outline
  - Equipment overview
- Safety
  - General safety procedures
- Course contents
  - General system overview
  - Components of the system
  - Sensors and mounting
  - Adding new styles into the vision system
  - Camera calibration
  - Camera replacement
  - Communication between HMI and vision system
  - System navigation/runtime screen
  - Fault-tracing and treatment
  - System maintenance/troubleshooting



#### Register now:

Telephone +1 248 450-2042

E-Mail [training@durrrusa.com](mailto:training@durrrusa.com)

# Sealer only

## Vision training (VMT) hemflange

# VTV-3

ADVANCED

3 DAYS

4-6 PERSONS

DÜRR TRAINING CENTER OR  
CUSTOMER PLANT

### TARGET GROUP

Operators, maintenance personnel, robot programmers, automation engineers, and other personnel responsible for the operation of the Dürr system.

### COURSE OBJECTIVE

This course covers the global and local concepts, applications, set up, day-to-day operation, diagnostics, and maintenance of the vision system for 3D car body position, BK offsets and ToolBox tool tip checks.

### ADMISSION REQUIREMENTS

Personnel attending this course should have general knowledge of body sealer operations, and its industrial electrical and control systems. Prerequisites for this class are: Dürr system overview and Dürr operations training.

### COURSE STRUCTURE

The course includes a combination of classroom discussions and hands-on activities.

### COURSE CONTENT

- Introduction
  - Course goal/outline
  - Equipment overview
- Safety
  - General safety procedures
- 3D body positioning
  - General system overview
  - Components of the system
  - Sensors and mounting
  - Adding new styles into the vision system
  - Camera calibration
  - Camera replacement
  - Communication between HMI and vision system
  - System navigation/runtime screen
  - Fault-tracing and treatment
  - System maintenance/troubleshooting
- Path adjustments and toolbox
  - General system overview (BK, Toolbox)
  - Components of the system (BK, Toolbox)
  - Sensors and mounting (BK, Toolbox)
  - Reading data in BK interface (BK)
  - Camera calibration (BK, Toolbox)
  - Camera replacement (BK)
  - Communication between HMI and vision system (BK, Toolbox)
  - System navigation/runtime screen (BK, Toolbox)
  - Fault-tracing and treatment (BK, Toolbox)
  - System maintenance/troubleshooting (BK, Toolbox)



#### Register now:

Telephone +1 248 450-2042

E-Mail [training@durrusa.com](mailto:training@durrusa.com)

# Sealer only

## Sealer process training

# SPT-3

EXPERT

3 DAYS

4-6 PERSONS

DÜRR TRAINING CENTER

### TARGET GROUP

Operators, maintenance personnel, robot programmers, automation engineers, and other personnel responsible for the operation of the Dürr system.

### COURSE OBJECTIVE

This course is intended for personnel interested in the sealing processes in the paint shop and the relationship of the range of variables that determine the behavior of the sealer application.

### ADMISSION REQUIREMENTS

—

### COURSE STRUCTURE

The process of optimizing the application involves a close look at the cause and effect relationship between operating parameters and application equipment. The Dürr test center sealer robots and test panels are used for practical exercises.

### COURSE CONTENT

- Introduction
  - Course goal/outline
  - Equipment overview
  - Sealing processes (seam sealing, UBC, LASD, etc.)
- Safety
  - General safety procedures
- Application processes
  - **EcoDose** PM
  - **EcoDose** P
  - **EcoDose** PCL
  - **EcoDose** SM
  - Components: applicators, fluid tips, transducers, pumps
  - Applicator/flow schematics
- Application patterns
- Defects/troubleshooting
  - Spits
  - Air bubbles
  - Dirt
  - Nozzle wear
  - Troubleshooting procedures at the applicator
- Appearance
  - Cosmetic seams
  - Reaction times
  - Robot profile
  - Viscosity
  - Plant conditions
  - Sequence of painting
  - Quality of BIW
- Temperature control
- Time program configuration
- Lab testing



**Register now:**

Telephone +1 248 450-2042

E-Mail [training@durrusa.com](mailto:training@durrusa.com)



# Paint mix room

## EcoSupply P training

# ESP-2

ADVANCED

2 DAYS

4-6 PERSONS

DÜRR TRAINING CENTER

### TARGET GROUP

Operators, maintenance personnel, robot programmers, automation engineers, and other personnel responsible for the operation of the Dürr system.

### COURSE OBJECTIVE

This course is intended for all personnel associated with the operation and maintenance of the **EcoSupply P** piggable paint supply system.

### ADMISSION REQUIREMENTS

Personnel attending should have an understanding of mechanical and electrical equipment associated with paint facility processes and of basic industrial troubleshooting, including electrical control and power systems, hardware and software of programmable logic controllers (PLCs) and human machine interfaces (HMIs). Prerequisites for this class are: Dürr system overview and Dürr operations training.

### COURSE STRUCTURE

Note: exercises that can interfere with production are not performed on production equipment.

### COURSE CONTENT

- Introduction
  - Course goal/outline
  - Equipment overview
- Safety
  - General safety procedures
  - Maintaining equipment for Class 1 Div. 1.
- Components: hardware, software, communications
- **EcoSupply P** types
  - Basic main pass system DN9
  - Main pass system DN12/16
  - Main pass system DN12/16 color loss optimized
  - Single pass system
- Design and functional principles
  - Source modules
  - Target modules
  - Distributors
  - Pig types
- Color change time
  - Determining color change time
  - Color losses
  - Solvent usage
- Paint station
  - Types
  - Pumps
  - Delivery drum
  - Drum seat and scale
  - Cleaning station
  - Control unit
- Visualization
  - Operations and controls



Register now:

Telephone +1 248 450-2042

E-Mail [training@durrusa.com](mailto:training@durrusa.com)

# Paint mix room

## EcoSupply P training

# ESP-3

ADVANCED

3 DAYS

4-6 PERSONS

DÜRR TRAINING CENTER

### TARGET GROUP

Operators, maintenance personnel, robot programmers, automation engineers, and other personnel responsible for the operation of the Dürr system.

### COURSE OBJECTIVE

This course is intended for all personnel associated with the operation and maintenance of the **EcoSupply P** piggable paint supply system.

### ADMISSION REQUIREMENTS

Personnel attending should have an understanding of mechanical and electrical equipment associated with paint facility processes and of basic industrial troubleshooting, including electrical control and power systems, hardware and software of programmable logic controllers (PLCs) and human machine interfaces (HMIs).

### COURSE STRUCTURE

Note: exercises that can interfere with production are not performed on production equipment.

### COURSE CONTENT

- Introduction
  - Course goal/outline
  - Equipment overview
- Safety
  - Handling of paint materials for ESP
  - Dealing with piping systems under pressure (liquids/air)
- Design and functional principles
  - Basics of the ESP technology
  - **EcoSupply P** types
  - Pig types
  - Analysis of the customer-specific system
  - Operation parameters
  - Evaluate wear
- Components: hardware, software, communications
- Maintenance
  - Checks: daily, weekly, monthly
  - How to replace pigs
  - How to replace hoses
  - Source modules
  - Target modules
  - Distributors (if used)
- Paint station
  - Types
  - Pumps
  - Delivery drum
  - Drum seat and scale
  - Cleaning station
  - Control unit
- Troubleshooting
  - Reasons for incidents
  - First measures
  - Precautionary measures
- Visualization
  - Operations and controls



#### Register now:

Telephone +1 248 450-2042

E-Mail [training@durrusa.com](mailto:training@durrusa.com)

# Paint mix room

## EcoSupply P training (w/ PMR)

# ESP-3

ADVANCED

3 DAYS

4-6 PERSONS

DÜRR TRAINING CENTER

### TARGET GROUP

Operators, maintenance personnel, robot programmers, automation engineers, and other personnel responsible for the operation of the Dürr system.

### COURSE OBJECTIVE

This course is intended for all personnel associated with the operation and maintenance of the **EcoSupply P** piggable paint supply system.

### ADMISSION REQUIREMENTS

Personnel attending should have an understanding of mechanical and electrical equipment associated with paint facility processes and of basic industrial troubleshooting, including electrical control and power systems, hardware and software of programmable logic controllers (PLCs) and human machine interfaces (HMIs).

### COURSE STRUCTURE

Note: exercises that can interfere with production are not performed on production equipment.

### COURSE CONTENT

- Introduction
  - Course goal/outline
  - Equipment overview
- Safety
  - Handling of paint materials for ESP
  - Dealing with piping systems under pressure (liquids/air)
- Design and functional principles
  - Basics of the ESP technology
  - **EcoSupply P** types
  - Pig types
  - Analysis of the customer-specific system
  - Operation parameters
  - Evaluate wear
- Components: hardware, software, communications
- Maintenance
  - Checks: daily, weekly, monthly
  - How to replace pigs
  - How to replace hoses
  - Source modules
  - Target modules
  - Distributors (if used)
- Paint station
  - Pumps
  - Delivery drum
  - Drum seat and scale
  - Cleaning station
  - Control unit
- Troubleshooting
- Visualization
  - Operations and controls



#### Register now:

Telephone +1 248 450-2042

E-Mail [training@durrusa.com](mailto:training@durrusa.com)

# Paint mix room

## Paint mix room training

# PMR-3

ADVANCED

3 DAYS

4-6 PERSONS

DÜRR TRAINING CENTER

### TARGET GROUP

Operators, maintenance personnel, robot programmers, automation engineers, and other personnel responsible for the operation of the Dürr system.

### COURSE OBJECTIVE

This course is intended for all personnel associated with the operation and maintenance of the paint mix room paint supply system.

### ADMISSION REQUIREMENTS

Personnel attending should have an understanding of mechanical and electrical equipment associated with paint facility processes and of basic industrial troubleshooting, including electrical control and power systems, hardware and software of programmable logic controllers (PLCs) and human machine interfaces (HMIs).

### COURSE STRUCTURE

Note: exercises that can interfere with production are not performed on production equipment.

### COURSE CONTENT

- Introduction
  - Course goal/outline
  - Equipment overview
- Safety
  - Handling of paint materials
  - Dealing with piping systems under pressure (liquids/air)
- Overview
  - Explanation about the drawings and function of system
  - How the equipment is installed and connected
  - Explanation about the main components of the tank groups
  - Explanation about types of pipe rings
- Operation
  - Review of all screens
  - Pump setup according to the number of cycles required
  - Explanation about the pump cycles limits
  - Conditions to raise up the pump cycles
  - Pressure adjustments/settings of the filling line and return line
- Maintenance/troubleshooting
  - Pumps: pump rebuild procedures, preventive and corrective maintenance
  - Filter housing: how to replace and clean the filter cartridge, how important is the presence of the paint supplier during the setup of these parameters
  - Preventative maintenance (PMs)



Register now:

Telephone +1 248 450-2042

E-Mail [training@durrusa.com](mailto:training@durrusa.com)

# Paint mix room

## Paint mix room w/ ESP training



PMR-4



ADVANCED



4 DAYS



4-6 PERSONS



DÜRR TRAINING CENTER

### TARGET GROUP

Operators, maintenance personnel, robot programmers, automation engineers, and other personnel responsible for the operation of the Dürr system.

### COURSE OBJECTIVE

This course is intended for all personnel associated with the operation and maintenance of the paint mix room paint supply system.

### ADMISSION REQUIREMENTS

Personnel attending should have an understanding of mechanical and electrical equipment associated with paint facility processes and of basic industrial troubleshooting, including electrical control and power systems, hardware and software of programmable logic controllers (PLCs) and human machine interfaces (HMIs). **EcoSupply P** operation and maintenance is also covered.

### COURSE STRUCTURE

Note: exercises that can interfere with production are not performed on production equipment.

### COURSE CONTENT

- Introduction
  - Course goal/outline
  - Equipment overview
- Safety
  - Handling of paint materials
  - Dealing with piping systems under pressure (liquids/air)
- Overview
  - Explanation about the drawings and function of system
  - How the equipment is installed and connected
  - Explanation about the main components of the tank groups
  - Explanation about types of pipe rings
- Operation
  - Review of all screens
  - Pump setup according to the number of cycles required
  - Explanation about the pump cycles limits
  - Conditions to raise up the pump cycles
  - Pressure adjustments/settings of the filling line and return line
- **EcoSupply P**
  - Review of all screens
  - Operations and controls
- Maintenance/troubleshooting
  - Pumps: pump rebuild procedures, preventive and corrective maintenance
  - Filter housing: how to replace and clean the filter cartridge, how important is the presence of the paint supplier during the setup of these parameters
  - Source modules
  - Target modules
  - Distributors (if used)
  - Pig replacement
  - Pig hose replacement
  - Preventative maintenance (PMs)



Register now:

Telephone +1 248 450-2042

E-Mail [training@durrusa.com](mailto:training@durrusa.com)

# General/miscellaneous

## EcoDocu training

# ED-TB50

 BASIC

 0.5 DAY

 4-6 PERSONS

 DÜRR TRAINING CENTER OR  
CUSTOMER PLANT

### TARGET GROUP

Operators, maintenance personnel, robot programmers, automation engineers, and other personnel responsible for the operation of the Dürr system.

### COURSE OBJECTIVE

This course is intended for all personnel associated with the operation and maintenance of the robot zones.

### ADMISSION REQUIREMENTS

Prerequisites for this class are: Dürr system overview and Dürr operations training.

### COURSE STRUCTURE

This hands-on course shows how to use **EcoDocu** to explore the interconnectedness of parts, drawings, and hotspots; use hyperlinks from the parts list to access documentation; use the robust search functions; and create an order.

### COURSE CONTENT

- Introduction
  - Course goal/outline
- **EcoDocu** environment
  - Nested data
  - Icons
  - Parts list
  - Documentation
  - Create an order
- Exploring **EcoDocu**
  - Parts list
  - Documentation
  - Hot spots
  - Drawings
  - Printing lists and drawings
  - Building an order
  - Searching (many options)
  - Detailed review of how **EcoDocu** is organized
- Examples and hands-on exercises



#### Register now:

Telephone +1 248 450-2042

E-Mail [training@durrusa.com](mailto:training@durrusa.com)

# General/miscellaneous

## Generic course

# GEN-2

INTERMEDIATE

2 DAYS

4-6 PERSONS

DÜRR TRAINING CENTER OR  
CUSTOMER PLANT

### TARGET GROUP

Operators, maintenance personnel, robot programmers, automation engineers, and other personnel responsible for the operation of the Dürr system.

### COURSE OBJECTIVE

This course is for personnel responsible for operating the Dürr robot zones.

### ADMISSION REQUIREMENTS

—

### COURSE STRUCTURE

The content can be a refresher of other courses and is determined by either the customer or instructor. It is intended to allow the participants time for general information with an experienced instructor and is intended to be performed after the participants have spent time working with the Dürr robots/zones. Note: exercises that can interfere with production are not performed on production equipment.

### COURSE CONTENT

Course content is completely customizable.



Register now:

Telephone +1 248 450-2042

E-Mail [training@durrusa.com](mailto:training@durrusa.com)

# Industrial products

## General INP product training

# INP-N

INTERMEDIATE

TBD

4-6 PERSONS

DÜRR TRAINING CENTER OR  
CUSTOMER PLANT

### TARGET GROUP

All.

### COURSE OBJECTIVE

—

### ADMISSION REQUIREMENTS

—

### COURSE STRUCTURE

Topics include: all INP products.

### COURSE CONTENT

- EcoDose 2K
  - EcoAUC
  - EcoPUC
- ready2spray
- Pumps
- Atomizers



Register now:

Telephone +1 248 450-2042

E-Mail [training@durrusa.com](mailto:training@durrusa.com)



# Industrial products

## EcoAUC pneumatic, electrical and operator course

# ECOAUC-1

INTERMEDIATE

1 DAY

4-6 PERSONS

DÜRR TRAINING CENTER OR  
CUSTOMER PLANT

### TARGET GROUP

End users, operators, and other personnel responsible for the operation of the **EcoAUC** panel.

### COURSE OBJECTIVE

This course is for personnel responsible for operating the Dürr **EcoAUC** panel. The intended audience is those responsible for operation, start-up and shutdown, monitoring, data changes, and troubleshooting.

### ADMISSION REQUIREMENTS

—

### COURSE STRUCTURE

Topics include: pneumatic controls, electrical controls, start-up, shutdown, and fault procedures. The course includes a combination of classroom discussions and hands-on activities. Note: exercises that can interfere with production are not performed on production equipment.

### COURSE CONTENT

- Introduction
  - Course goal/outline
  - Equipment overview
- Safety
  - General safety procedures
- Fluid portion of the equipment related to **EcoAUC**
  - Paint valve stack and individual valves/types
  - Disengaging valve
  - Servo motor
  - Paint pump
  - Static mixer
  - Dump valve if applicable
  - Catalyst supply valves if applicable
  - Disengaging valves on catalyst path
  - Cleaning solvent locations/valves
  - Air supply for cleaning if applicable
- Pneumatic portion of **EcoAUC** cabinet
  - Panel connection points and layout
  - Port sizes
  - Internal hardware layout and function of each component
- Electrical portion of **EcoAUC** cabinet
  - Panel connection points and layout
  - Internal hardware layout and function of each component
  - Customer interface portion within the electrical cabinet and its layout
- **EcoAUC** screen interface introduction
  - Review each screen introducing the purpose, usage and the layout/definition of what each screen item does
  - Brush parameter information
  - Paint recipe information
  - External cabinet features
- **EcoAUC** system interconnection outline
  - Field equipment tubing, wire and cable locations
- **EcoAUC** system for practice/exercises



#### Register now:

Telephone +1 248 450-2042

E-Mail [training@durrusa.com](mailto:training@durrusa.com)

# Feather duster/blow-off

## Machine operator course

# MOP-1

BASIC

1 DAY

4-6 PERSONS

DÜRR TRAINING CENTER OR  
CUSTOMER PLANT

### TARGET GROUP

Operators, maintenance personnel, robot programmers, automation engineers, and other personnel responsible for the operation of the Dürr system.

### COURSE OBJECTIVE

This course is intended for personnel responsible for operation of the machine “clean wall” style cleaning systems (feather duster/blow-off) and the RPC controller.

### ADMISSION REQUIREMENTS


—

### COURSE STRUCTURE

Participants will be introduced to console operation, safety precautions, and using 3D-OnSite. The components are identified with discussions fault codes. Includes: graphical user interface, start-up, shutdown, and fault recovery procedures.

### COURSE CONTENT

- Introduction
  - Instructor introduction
  - Student introductions
  - Course goal/outline
- Safety
  - General safety procedures
- Overview
  - System overview
  - **EcoDocu**
  - Dürr numbering
  - Coordinate systems
  - Component identification
  - **EcoScreen** review
- Troubleshooting
  - Fault review
- 3D-OnSite menu structure
  - Overview of functions
  - Configuration settings
  - Connecting a station and adding robot flash card
  - Modify paths: path points, creating paths, starting new paths
  - Style configuration: view and change data, style page definition/configuration
- Backup services
  - Review of the backup service application and configuration



Register now:

Telephone +1 248 450-2042

E-Mail [training@durrusa.com](mailto:training@durrusa.com)

# Feather duster/blow-off

## Machine electrical maintenance course

# MEMA-2

INTERMEDIATE

2 DAYS

4-6 PERSONS

DÜRR TRAINING CENTER OR  
CUSTOMER PLANT

### TARGET GROUP

Maintenance personnel, robot programmers, automation engineers, and other personnel responsible for the operation of the Dürr system.

### COURSE OBJECTIVE

This course is intended for personnel responsible for electrical maintenance of the machine "clean wall" style cleaning systems (feather duster/blow-off) and the RPC controller.

### ADMISSION REQUIREMENTS


Prerequisites for this class are: Dürr system overview, Dürr operations training, and Windows OS understanding.

### COURSE STRUCTURE

Participants will be introduced to basic RPC controller operation, safety precautions, and using 3D-OnSite. The RPC and controller electrical components are identified with discussions about configuration and diagnostic procedures. Controller software maintenance and interpretation of error codes are also covered. Note: exercises that can interfere with production are not performed on production equipment.

### COURSE CONTENT

- Introduction
  - Instructor introduction
  - Student introductions
  - Course goal/outline
- Overview
  - System overview
  - Panel layouts/**EcoDocu**
  - Dürr numbering
  - Coordinate systems
  - RPC controller overview
- RPC Controller
  - Robot controller
  - Servo drives
- Software maintenance
  - System start-up and shutdown
  - Modifying special positions
  - Computer backup and restore
- Troubleshooting
  - Fault review
- 3D-OnSite menu structure
  - Overview of functions
  - Configuration settings
  - Connecting a station and adding robot flash card
  - Modify paths
  - Style configuration
- Backup services
  - Review of the backup service application and configuration



#### Register now:

Telephone +1 248 450-2042

E-Mail [training@durrusa.com](mailto:training@durrusa.com)

# Feather duster/blow-off

## Machine electrical maintenance with operator course

# MEMOP-3

INTERMEDIATE

3 DAYS

4-6 PERSONS

DÜRR TRAINING CENTER OR  
CUSTOMER PLANT

### TARGET GROUP

Operators, maintenance personnel, robot programmers, automation engineers, and other personnel responsible for the operation of the Dürr system.

### COURSE OBJECTIVE

This course is intended for personnel responsible for electrical maintenance of the machine "clean wall" style cleaning systems (feather duster/blow-off) and the RPC controller.

### ADMISSION REQUIREMENTS

—

### COURSE STRUCTURE

Participants will be introduced to basic RPC controller operation, safety precautions, and using 3D-OnSite. The RPC and controller electrical components are identified with discussions about configuration and diagnostic procedures. Controller software maintenance and interpretation of error codes are also covered. The operator portion includes: graphical user interface, start-up, shutdown, and fault recovery procedures. Note: exercises that can interfere with production are not performed on production equipment.

### COURSE CONTENT

- Introduction
  - Instructor introduction
  - Student introductions
  - Course goal/outline
- Safety
  - General safety procedures
- Overview
  - System overview
  - Panel layouts/**EcoDocu**
  - Dürr numbering
  - Coordinate systems
  - RPC controller overview
  - **EcoScreen** review
- RPC Controller
  - Robot controller
  - Servo drives
- Software maintenance
  - System start-up and shutdown
  - Modifying special positions
  - Computer backup and restore
- Troubleshooting
  - Fault review
- 3D-OnSite menu structure
  - Overview of functions
  - Configuration settings
  - Connecting a station and adding robot flash card
  - Modify paths
  - Style configuration
- Backup services
  - Review of the backup service application and configuration



#### Register now:

Telephone +1 248 450-2042

E-Mail [training@durrusa.com](mailto:training@durrusa.com)

# Feather duster/blow-off

## Machine mechanical maintenance course

# MMMA-2

INTERMEDIATE

2 DAYS

4-6 PERSONS

DÜRR TRAINING CENTER OR  
CUSTOMER PLANT

### TARGET GROUP

Maintenance personnel, robot programmers, automation engineers, and other personnel responsible for the operation of the Dürr system.

### COURSE OBJECTIVE

This course is intended for personnel responsible for mechanical maintenance of the machine "clean wall" style cleaning systems (feather duster/blow-off).

### ADMISSION REQUIREMENTS

Prerequisites for this class are: Dürr system overview, Dürr operations training, and Windows OS understanding.

### COURSE STRUCTURE

The course includes a combination of classroom discussions and hands-on activities. The mechanical components are identified with discussions about troubleshooting, component removal, and replacement procedures. Class participants may dismantle the axes, reassemble them, and home the machine axes. Note: exercises that can interfere with production are not performed on production equipment.

### COURSE CONTENT

- Introduction
  - Course goal/outline
  - Equipment overview
- Safety
  - General safety procedures
- System overview
  - Feather duster overview
  - Component ID and location: identify components at the station
  - Components and operation of individual axes
  - Preventive maintenance
- Control console
  - Operation
- Manual operation
  - Jog machine
  - Fixed positions
  - Fault review
- Equipment motion
  - Jogging the machine
  - Homing the machine
- Side machine
  - Y axis components
  - A axis components
  - C axis components
- Roof machine
  - Overhead overview
  - Function and description
  - Components and operation of individual axis



Register now:

Telephone +1 248 450-2042

E-Mail [training@durrusa.com](mailto:training@durrusa.com)

# Feather duster/blow-off

## Blow-off electrical mechanical operator course

# MEMOP-3

INTERMEDIATE

3 DAYS

4-6 PERSONS

DÜRR TRAINING CENTER OR  
CUSTOMER PLANT

### TARGET GROUP

Operators, maintenance personnel, robot programmers, automation engineers, and other personnel responsible for the operation of the Dürr system.

### COURSE OBJECTIVE

This course is for personnel responsible for operating the Dürr blow-off zone. The intended audience is those responsible for console operation, equipment start-up and shutdown, zone status monitoring, process data entry, and troubleshooting.

### ADMISSION REQUIREMENTS

Prerequisites for this class are: Dürr system overview, Dürr operations training, and Windows OS understanding.

### COURSE STRUCTURE

Topics include: graphical user interface, theory of operation, start-up, shutdown, and fault recovery procedures. The course includes a combination of classroom discussions and hands-on activities. The electrical components are identified with discussions about configuration, diagnostic procedures and interpretation of error codes. The mechanical components are identified with discussions about troubleshooting, component removal and replacement procedures. Class participants may dismantle the axes, reassemble them, and home the machine axes. Note: exercises that can interfere with production are not performed on production equipment.

### COURSE CONTENT

- Introduction
  - Course goal/outline
  - Equipment overview
- Safety
  - General safety procedures
- System overview
- Graphic user interface
- Control console
  - Operation
  - System start-up and shutdown
- Manual operation
  - Jog machine
  - Fixed positions
  - Fault review
- Data entry
  - 3D-OnSite style selection
  - Adding/modifying bit maps
  - Vertical contours
- Networks
- Electrical troubleshooting
- Electrical repair
- Equipment motion
  - Jogging the machine
  - Homing the machine
- Roof machine
  - Overhead overview
  - Function and description
  - Components and operation of individual axis
  - Mechanical adjustments
- Air control



#### Register now:

Telephone +1 248 450-2042

E-Mail [training@durrusa.com](mailto:training@durrusa.com)

# Feather duster/blow-off

## Feather duster operator electrical mechanical course



FD-5



INTERMEDIATE



5 DAYS



4-6 PERSONS



DÜRR TRAINING CENTER OR  
CUSTOMER PLANT

### TARGET GROUP

Operators, maintenance personnel, robot programmers, automation engineers, and other personnel responsible for the operation of the Dürr system.

### COURSE OBJECTIVE

This course is for personnel responsible for operating the Dürr feather duster zone. The intended audience is those responsible for console operation, equipment start-up and shutdown, zone status monitoring, process data entry, and troubleshooting.

### ADMISSION REQUIREMENTS

Prerequisites for this class are: Dürr system overview, Dürr operations training, and Windows OS understanding.

### COURSE STRUCTURE

Topics include: graphical user interface, theory of operation, start-up, shutdown, and fault recovery procedures. The course includes a combination of classroom discussions and hands-on activities. The electrical components are identified with discussions about configuration, diagnostic procedures and interpretation of error codes. The mechanical components are identified with discussions about troubleshooting, component removal and replacement procedures. Class participants may dismantle the axes, reassemble them, and home the machine axes. Note: exercises that can interfere with production are not performed on production equipment.

### COURSE CONTENT


- Introduction
  - Course goal/outline
  - Equipment overview
- Safety
  - General safety procedures
- System overview
- Graphic user interface
  - Review of screens
  - Function and operation
- Control console
  - Operation
  - System start-up and shutdown
- Manual operation
- Data entry
  - 3D-OnSite style selection
  - Adding/modifying bit maps
  - Vertical contours
- Networks
- Electrical troubleshooting
- Electrical repair
- Equipment motion
  - Jogging the machine
  - Homing the machine
- Side machine
  - Y axis components
  - A axis components
  - C axis components
- Roof machine
  - Overhead overview
  - Function and description
  - Components and operation of individual axis



**Register now:**

Telephone +1 248 450-2042

E-Mail [training@durrusa.com](mailto:training@durrusa.com)





**02**

# **Paint and final assembly systems**

# Pretreatment and electrocoating

## PTEC operations/HMI course

# PTECOP-2

INTERMEDIATE

2 DAYS

4-6 PERSONS

DÜRR TRAINING CENTER OR  
CUSTOMER PLANT

### TARGET GROUP

Operators, maintenance personnel, robot programmers, automation engineers, and other personnel responsible for the operation of the Dürr system.

### COURSE OBJECTIVE

This course is for personnel responsible for operating the Dürr pretreatment & electrocoating (PTEC) equipment. The intended audience is those responsible for operation, equipment start-up and shutdown, zone status monitoring, process data entry, and troubleshooting.

### ADMISSION REQUIREMENTS

—

### COURSE STRUCTURE

Topics include: graphical user interface, start-up, shutdown, and fault recovery procedures. The course includes a combination of classroom discussions and hands-on activities. Note: exercises that can interfere with production are not performed on production equipment.

### COURSE CONTENT

- Introduction
  - Course goal/outline
  - Equipment overview
- Safety
  - General safety procedures
- System overview
  - Introduction to PTEC
  - Component ID and location
- Graphic user interface
  - Function and operation
  - Review of screens
- Operation
  - System start-up and shutdown
- Troubleshooting
  - Fault review



Register now:

Telephone +1 248 450-2042

E-Mail [training@durrusa.com](mailto:training@durrusa.com)

# Pretreatment and electrocoating

## PTEC electrical maintenance

# PTECEM-2

INTERMEDIATE

2 DAYS

4-6 PERSONS

DÜRR TRAINING CENTER OR  
CUSTOMER PLANT

### TARGET GROUP

Maintenance personnel, robot programmers, automation engineers, and other personnel responsible for the operation of the Dürr system.

### COURSE OBJECTIVE

This course is for personnel responsible for electrical maintenance of the Dürr pretreatment & electrocoating (PTEC) equipment.

### ADMISSION REQUIREMENTS

—

### COURSE STRUCTURE

The course will introduce participants to basic equipment operation, safety precautions, and review of interlocks between PTEC equipment and conveyor. The PTEC equipment electrical components are identified with discussions about diagnostic procedures. Note: exercises that can interfere with production are not performed on production equipment.

### COURSE CONTENT

- Introduction
  - Course goal/outline
  - Equipment overview
- Safety
  - General safety procedures
- Overview
  - Introduction to PTEC
  - Component ID and location
  - Dürr numbering
- Operations
  - Interlocks between PT equipment and conveyor
  - Interlocks between EC equipment and conveyor
- Electrical troubleshooting
  - System fault recovery
  - E-stop safety circuits
- Measurements
  - Special tools



Register now:

Telephone +1 248 450-2042

E-Mail [training@durrusa.com](mailto:training@durrusa.com)

# Pretreatment and electrocoating

## PTEC mechanical maintenance

# PTECMM-2

INTERMEDIATE

2 DAYS

4-6 PERSONS

DÜRR TRAINING CENTER OR  
CUSTOMER PLANT

### TARGET GROUP

Maintenance personnel, robot programmers, automation engineers, and other personnel responsible for the operation of the Dürr system.

### COURSE OBJECTIVE

The course is an overview of the Dürr pretreatment & electrocoating (PTEC) equipment and demonstrates how to perform mechanical maintenance of the PTEC equipment.

### ADMISSION REQUIREMENTS

—

### COURSE STRUCTURE

The course will introduce participants to basic PTEC equipment operation, safety precautions, and main maintenance tasks. The PTEC equipment mechanical components are identified with discussions about troubleshooting, component removal, and replacement procedures. Note: exercises that can interfere with production are not performed on production equipment.

### COURSE CONTENT


- Introduction
  - Course goal/outline
  - Equipment overview
- Safety
  - General safety procedures
- Overview
  - Introduction to PTEC
  - Component ID and location
  - Dürr numbering
- Equipment
  - Pretreatment components and functions
  - Electrocoating components and functions
- Maintenance tasks
  - Pretreatment tasks
  - Function elements
  - Pumps
  - Valve and dampers
  - Tanks
  - Filtration
  - Measuring devices
  - Electronics
  - Air supply/exhaust



#### Register now:

Telephone +1 248 450-2042

E-Mail [training@durrusa.com](mailto:training@durrusa.com)



Visual Analytics

Data Base

Streaming Analytics

[DXQequipment.analytics](http://DXQequipment.analytics)

**03**

# **Digital products**

# DXQanalyze

## DXQequipment.analytics | DXQ visual analytics course

# DXQVA-2

ADVANCED

2 DAYS

4-6 PERSONS

DÜRR TRAINING CENTER OR  
CUSTOMER PLANT

### TARGET GROUP

Operators, maintenance personnel, robot programmers, automation engineers, and other personnel responsible for the operation of the Dürr system.

### COURSE OBJECTIVE

This course is intended as an introduction to the features of equipment analytics.

### ADMISSION REQUIREMENTS

—

### COURSE STRUCTURE

The course will introduce participants to the features and interactions of the equipment analytics program. Additional topics such as streaming analytics will be addressed.

### COURSE CONTENT

- Introduction
  - Course goal/outline
- General
  - Description
  - Architecture
- Visual analytics menu structure
  - Overview of functions
  - Configuration settings
  - View wizard settings
- Loading robot graphics
  - Display of robot kinematics and characteristics on the graphics
  - Load car body
- Visual analytics tools
  - Import and export
  - Softlog files
- Signal selection
  - Review signal names
  - Creating schemes
  - Workpiece selections
- Analyzing data signals
  - Comparing robot to robot
  - Comparing job to job
  - Displaying data signals in 3D graphics



Register now:

Telephone +1 248 450-2042

E-Mail [training@durrusa.com](mailto:training@durrusa.com)

# DXQanalyze

## DXQequipment.analytics | DXQ streaming analytics course

# DXQSA-1

ADVANCED

1 DAY

4-6 PERSONS

DÜRR TRAINING CENTER OR  
CUSTOMER PLANT

### TARGET GROUP

Operators, maintenance personnel, robot programmers, automation engineers, and other personnel responsible for the operation of the Dürr system.

### COURSE OBJECTIVE

This course is intended as an introduction to the features of streaming analytics.

### ADMISSION REQUIREMENTS

—

### COURSE STRUCTURE

The course will introduce participants to the features and interactions of the streaming analytics program. Additional topics such as building algorithms to recognize patterns will be addressed.

### COURSE CONTENT

- Introduction
  - Course goal/outline
- General
  - Description
  - Architecture
- Streaming analytics model builder
  - Algorithms
  - Predefined blocks
  - Simple comparisons
  - Complex calculations
  - Outputs
- Streaming analytics tools
  - Model management
  - Visualizer
  - Test, activate and delete algorithms
- Signal selection
  - Review signal names
  - Restrictions
- Analyzing data signals
  - Creating links to the station



**Register now:**

Telephone +1 248 450-2042

E-Mail [training@durrusa.com](mailto:training@durrusa.com)



# DXQanalyze

## DXQequipment.analytics | DXQ HMI, VA and SA course

# DXQ-4

ADVANCED

TBD

4-6 PERSONS

DÜRR TRAINING CENTER OR  
CUSTOMER PLANT

### TARGET GROUP

Operators, maintenance personnel, robot programmers, automation engineers, and other personnel responsible for the operation of the Dürr system.

### COURSE OBJECTIVE

Course content is a combination of:

- DXQWW-1: DXQ Wonderware/HMI training
- DXQVA-2: DXQ visual analytics course
- DXQSA-1: DXQ streaming analytics course

### ADMISSION REQUIREMENTS

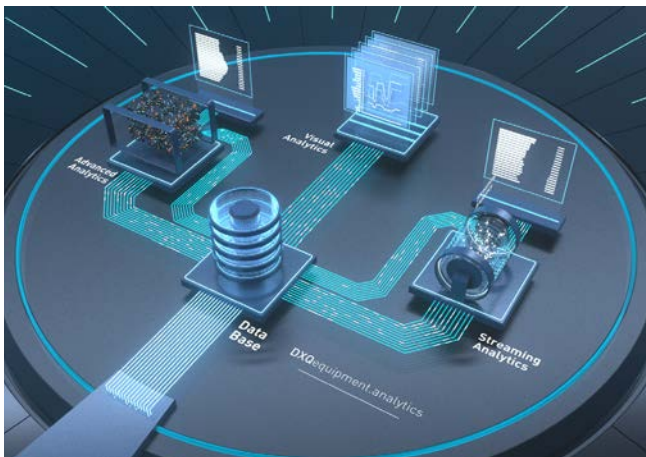
—

### COURSE STRUCTURE

—

### COURSE CONTENT

Further information available upon request.



Register now:

Telephone +1 248 450-2042

E-Mail [training@durrusa.com](mailto:training@durrusa.com)

# DXQanalyze

## DXQequipment.analytics | DXQ 3D, VA and SA course

# DXQ-5

ADVANCED

TBD

4-6 PERSONS

DÜRR TRAINING CENTER OR  
CUSTOMER PLANT

### TARGET GROUP

Operators, maintenance personnel, robot programmers, automation engineers, and other personnel responsible for the operation of the Dürr system.

### COURSE OBJECTIVE

Course content is a combination of:

- DXQ3D-3: DXQ 3D-OnSite (V4) training
- DXQVA-1: DXQ visual analytics course
- DXQSA-1: DXQ streaming analytics course

### ADMISSION REQUIREMENTS

—

### COURSE STRUCTURE

—

### COURSE CONTENT

Further information available upon request.



Register now:

Telephone +1 248 450-2042

E-Mail [training@durrusa.com](mailto:training@durrusa.com)

# DXQoperate

## DXQ equipment.operation | DXQ equipment maintenance training

# DXQEM-1

ADVANCED

1 DAY

4-6 PERSONS

DÜRR TRAINING CENTER OR CUSTOMER PLANT

### TARGET GROUP

Operators, maintenance personnel, robot programmers, automation engineers, and other personnel responsible for the operation of the Dürr system.

### COURSE OBJECTIVE

This tool-box course is intended as an introduction of the features of the equipment maintenance.

### ADMISSION REQUIREMENTS

—

### COURSE STRUCTURE

The course will introduce participants to the features and interactions of the equipment maintenance program. Additional topics such as modifying and adding maintenance tasks will be addressed.

### COURSE CONTENT

- Introduction
  - Course goal/outline
- Product information
- Integration into **EcoScreen**
- Application area
- Design and function
- Advantages
- Customer benefits
- Adding tasks
- Technical data



Register now:

Telephone +1 248 450-2042

E-Mail [training@durrusa.com](mailto:training@durrusa.com)

# DXQoperate

## DXQ equipment.operation | DXQ equipment maintenance training

# DXQEM-TB50

BASIC

0.5 DAY

4-6 PERSONS

DÜRR TRAINING CENTER OR  
CUSTOMER PLANT

### TARGET GROUP

Operators, maintenance personnel, robot programmers, automation engineers, and other personnel responsible for the operation of the Dürr system.

### COURSE OBJECTIVE

This tool-box course is intended as an introduction of the features of the equipment maintenance.

### ADMISSION REQUIREMENTS


—

### COURSE STRUCTURE

The course will introduce participants to the features and interactions of the equipment maintenance program. Additional topics such as modifying and adding maintenance tasks will be addressed.

### COURSE CONTENT

- Introduction
  - Course goal/outline
- Product information
- Design and function
- Operating conditions
- Technical data



Register now:

Telephone +1 248 450-2042

E-Mail [training@durrusa.com](mailto:training@durrusa.com)

# DXQoperate

## DXQequipment.operation | DXQ 3D-OnSite (V4) training

# DXQ3D-3

ADVANCED

3 DAYS

4-6 PERSONS

DÜRR TRAINING CENTER OR  
CUSTOMER PLANT

### TARGET GROUP

Operators, maintenance personnel, robot programmers, automation engineers, and other personnel responsible for the operation of the Dürr system.

### COURSE OBJECTIVE

This course is intended for personnel responsible for **EcoPaint** robot path programming. **EcoScreen 3D-OnSite** is the visualization and programming software developed by Dürr Systems, Inc. for generating and editing robot programs in 3D graphics and entering process data parameters.

### ADMISSION REQUIREMENTS

Prerequisites for this class are: Dürr system overview, Dürr operations training, and Windows OS understanding.

### COURSE STRUCTURE

The course will introduce participants to basic CAD robot path programming and coordinate systems. The setup of 3D-OnSite for the customer's application and modifications to existing paths will be covered. Participants will also gain experience in CAD robot path programming and coordinate systems and use 3D-OnSite for the automatic generation of robot paths with different overlaps and other path patterns. Both the programming syntax and the instruction set of the **EcoTalk** programming language will be covered.

### COURSE CONTENT

- Introduction
  - Course goal/outline
- Safety
  - Robot safety
  - General safety procedures
- 3D-OnSite menu structure
- Loading robot graphics
- 3D graphics editor
- Modify existing brush tables
- Modify paths
- Creating paths
- Adding points
- Object tracking/line tracking (if applicable)
- Modifying global variables
- Extras (if allotted time permits)



Register now:

Telephone +1 248 450-2042

E-Mail [training@durrusa.com](mailto:training@durrusa.com)

# DXQoperate

## DXQ equipment.operation | DXQ equipment operation training

# DXQE0-2

BASIC

2 DAYS

4-6 PERSONS

DÜRR TRAINING CENTER OR CUSTOMER PLANT

### TARGET GROUP

Operators, maintenance personnel, robot programmers, automation engineers, and other personnel responsible for the operation of the Dürr system.

### COURSE OBJECTIVE

This course is for personnel responsible for operating the Dürr robot zones. The intended audience is those responsible for console operation, equipment start-up and shutdown, zone status monitoring, process data entry, and troubleshooting.

### ADMISSION REQUIREMENTS

—

### COURSE STRUCTURE

Topics include: graphical user interface, theory of rotational atomization (and/or sealer application), start-up, shutdown, and fault recovery procedures. The course includes a combination of classroom discussions and hands-on activities.

### COURSE CONTENT

- Introduction
  - Course goal/outline
  - Equipment overview
- Safety
  - General safety procedures
- System overview
  - Component ID and location
  - Atomizers/applicators/3D gun
  - Fluid regulator/mastic regulator
  - Color changers/helper gun
  - Pumps/dual shot meter
  - Heat exchanger
- Graphic user interface
  - Function and operation
  - Review of screens
  - Brief on data entry
- Control console
  - Operation
  - System start-up and shutdown
- Manual operation
  - Material flow
  - Operating time programs
  - Depressurize system
  - Remove and attach atomizer
  - Jog robots/fixed positions
- Troubleshooting
  - Fault review



Register now:

Telephone +1 248 450-2042

E-Mail [training@durrusa.com](mailto:training@durrusa.com)

# DXQoperate

## DXQequipment.operation | DXQ EcoPaintJet Pro 3D-OnSite path generator/patterns

# EPJP-5

ADVANCED

5 DAYS

4-6 PERSONS

DÜRR TRAINING CENTER OR CUSTOMER PLANT

### TARGET GROUP

Operators, maintenance personnel, robot programmers, automation engineers, and other personnel responsible for the operation of the Dürr system.

### COURSE OBJECTIVE

This course is intended for personnel responsible for **EcoPaintJet Pro** robot path programming. **DXQ 3D-OnSite** is visualization and programming software developed by Dürr Systems, Inc. for generating and editing robot programs in 3D graphics for the **EcoPaintJet Pro** application.

### ADMISSION REQUIREMENTS

Prerequisites for this class are: Dürr system **DXQ 3D-OnSite (V4)** training.

### COURSE STRUCTURE

Participants will be introduced to basic CAD robot path programming and coordinate systems. The setup of **DXQ 3D-OnSite** for the customer's application and modifications to existing paths will be covered. Participants will also gain experience in CAD robot path programming and coordinate systems and use **DXQ 3D-OnSite** for the automatic generation of robot paths for **EcoPaintJet Pro**.

### COURSE CONTENT

- Introduction
  - Course goal/outline
- Safety
  - Robot safety/general safety procedures
- Review 3D-OnSite menu structure
  - Overview of functions
  - Configuration settings
  - View wizard settings
  - Connecting a station and adding robot flash cards
- Review loading robot graphics
  - Display of robot kinematics and characteristics on the graphics
  - Robot coordinate systems and their display in the graphics
  - Load car body
- Review 3D graphics editor
  - Overview of functions, operating elements, and keyboard shortcuts
  - Loading and graphical editing of existing robot programs
  - Explanation of all editing functions of the 3D graphics editor
  - Save/activate views
- **EcoPaintJet Pro** path editor
  - Starting new paths
  - Automatic path generation function
  - Generating **EcoPaintJet Pro** valve program
  - Testing, modifying, and reviewing paths
- **EcoPaintJet Pro** path editor for patterns
  - Starting new paths
  - Automatic path generation function
  - Generating **EcoPaintJet Pro** valve program
  - Testing, modifying, and reviewing paths



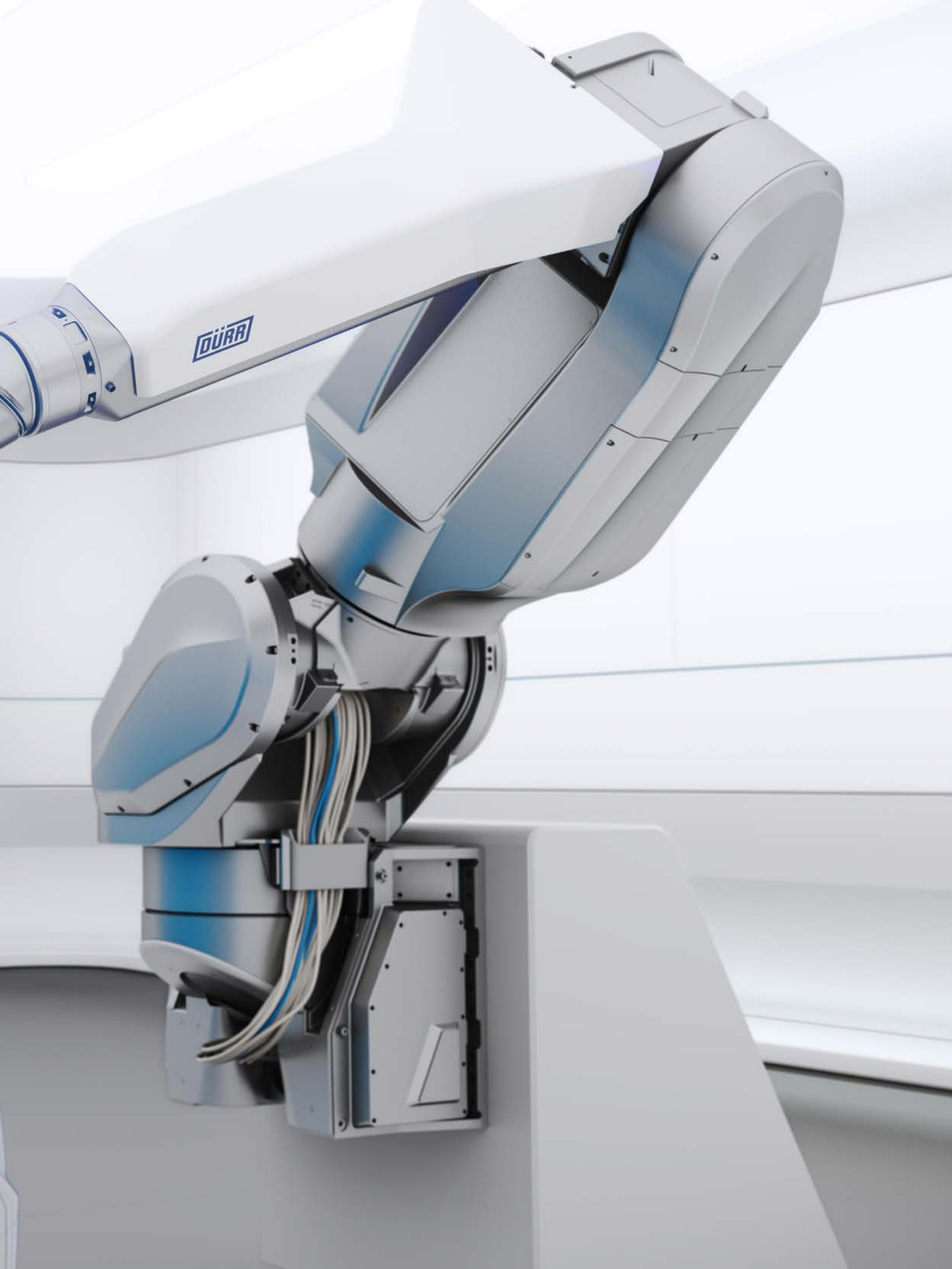
#### Register now:

Telephone +1 248 450-2042

E-Mail [training@durrusa.com](mailto:training@durrusa.com)









# Our success factors

## TRAINING PORTFOLIO

Modular courses - adapted to your needs

## TRAINING EQUIPMENT

Modern equipped training centers

## TRAINERS

Professional and dedicated trainers

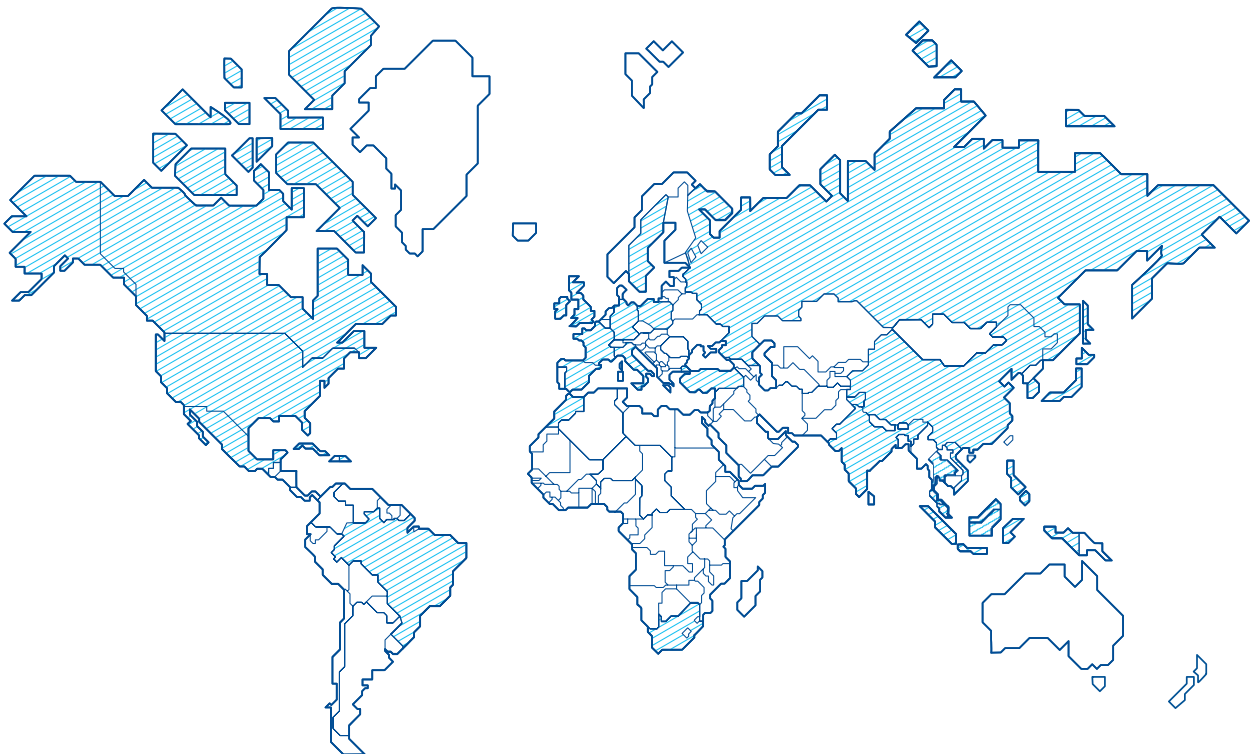
## METHODS

Practical training and digital learning concepts

## PROJECT SUPPORT

Support for new and reconstruction projects

# Dürr locations worldwide



# LEADING IN PRODUCTION EFFICIENCY



Dürr Systems, Inc.  
26801 Northwestern Highway  
Southfield, MI 48033  
United States

Telephone +1 248 450-2042  
E-Mail [training@durrusa.com](mailto:training@durrusa.com)



Subject to change. The information in this brochure contains only general descriptions or performance characteristics which may vary in actual cases. The requested performance parameters shall be binding only if they are explicitly agreed within the sales contract. © 2023 Dürr